

DEPARTMENT OF ECONOMICS

PG

SYLLABUS

2023-2024



KUNTHAVAI NAACCHIYAAR GOVERNMENT ARTS COLLEGE FOR WOMEN

**An Autonomous College Affiliated to Bharathidasan University
Re-Accredited by NAAC with 'B' Grade
Thanjavur -613 007, Tamil Nadu, India.**



TAMILNADU STATE COUNCIL FOR HIGHER EDUCATION

Scheme of Instruction and Syllabus for

M.A.ECONOMICS

(I to IV Semester)

Effective from 2023 - 2024 and onwards

DEPARTMENT OF ECONOMICS

TWO YEARS POSTGRADUATE PROGRAMME

KUNTHAVAI NAACCHIYAAR GOVERNMENT ARTS COLLEGE

FOR WOMEN(A),

THANJAVUR.



DEPARTMENT OF ECONOMICS

I VISION

- Develop uniqueness from this course through unbiased approach to ideologies and realms of knowledge

II MISSION

- To achieve excellence in economics through teaching, research and service



TANSICHE REGULATIONS ON LEARNING OUTCOMES-BASED CURRICULUM FRAMEWORK FOR POSTGRADUATE EDUCATION	
Programme	M.A. ECONOMICS
Programme Code	
Duration	PG - Two Years
Programme Outcomes (Pos)	<p>PO1: Problem Solving Skill Apply knowledge of Management theories and Human Resource practices to solve business problems through research in Global context.</p> <p>PO2: Decision Making Skill Foster analytical and critical thinking abilities for data-based decision-making.</p> <p>PO3: Ethical Value Ability to incorporate quality, ethical and legal value-based perspectives to all organizational activities.</p> <p>PO4: Communication Skill Ability to develop communication, managerial and interpersonal skills.</p> <p>PO5: Individual and Team Leadership Skill Capability to lead themselves and the team to achieve organizational goals.</p> <p>PO6: Employability Skill Inculcate contemporary business practices to enhance employability skills in the competitive environment.</p> <p>PO7: Entrepreneurial Skill Equip with skills and competencies to become an entrepreneur.</p> <p>PO8: Contribution to Society Succeed in career endeavors and contribute significantly to society.</p>



	<p>PO 9 Multicultural competence</p> <p>Possess knowledge of the values and beliefs of multiple cultures and a global perspective.</p> <p>PO 10: Moral and ethical awareness/reasoning</p> <p>Ability to embrace moral/ethical values in conducting one's life.</p>
<p>Programme Specific Outcomes (PSOs)</p>	<p>PSO1 – Placement</p> <p>To prepare the students who will demonstrate respectful engagement with others' ideas, behaviors, beliefs and apply diverse frames of reference to decisions and actions.</p> <p>PSO 2 - Entrepreneur</p> <p>To create effective entrepreneurs by enhancing their critical thinking, problem solving, decision making and leadership skill that will facilitate startups and high potential organizations.</p> <p>PSO3 – Research and Development</p> <p>Design and implement HR systems and practices grounded in research that comply with employment laws, leading the organization towards growth and development.</p> <p>PSO4 – Contribution to Business World</p> <p>To produce employable, ethical and innovative professionals to sustain in the dynamic business world.</p> <p>PSO 5 – Contribution to the Society</p> <p>To contribute to the development of the society by collaborating with stakeholders for mutual benefit.</p>



Template for P.G., Programmes

Semester-I	Credit	Hours	Semester-II	Credit	Hours	Semester-III	Credit	Hours	Semester-IV	Credit	Hours
1.1. Core-I	5	7	2.1. Core-IV	5	6	3.1. Core-VII	5	6	4.1. Core-XI	5	6
1.2 Core-II	5	7	2.2 Core-V	5	6	3.2 Core-VIII	5	6	4.2 Core-XII	5	6
1.3 Core - III	4	6	2.3 Core - VI	4	6	3.3 Core - IX	5	6	4.3 Project with viva voce	7	10
1.4 Discipline Centric Elective -I	3	5	2.4 Discipline Centric Elective - III	3	4	3.4 Core - X	4	6	4.4 Elective - VI (Industry Entrepreneurship) 20% Theory 80% Practical	3	4
1.5 Generic Elective-II:	3	5	2.5 Generic Elective -IV:	3	4	3.5 Discipline Centric Elective - V	3	3	4.5 Skill Enhancement course / Professional Competency Skill	2	4
			2.6 NME I	2	4	3.6 NME II	2	3	4.6 Extension Activity	1	
						3.7 Internship/ Industrial Activity	2	-			
	20	30		22	30		26	30		23	30
Total Credit Points -91											



COURSE STRUCTURE



KUNTHAVAI NAACHIYAAR GOVT ARTS COLLEGE FOR WOMEN (AUTONOMOUS) THANJAVUR-7

M.A.ECONOMICS COURSE STRUCTURE UNDER

TAMILNADU STATE COUNCIL FOR HIGHER EDUCATION

(FOR THE CANDIDATES ADMITTED FROM THE ACADEMIC YEAR 2023 ONWARDS)

Semester	Course	Course Code	Title of the paper	Hrs	Credit	Exam Hrs.	Marks		Total	
							IA	EX		
I	CC I	23KP1EC01	Advanced Micro Economics	7	5	3	25	75	100	
	CC II	23KP1EC02	Indian Economic Development and Policy	7	5	3	25	75	100	
	CC III	23KP1EC03	Statistics for Economists	6	4	3	25	75	100	
	EC I	23KP1ECECEC1:1	1.Modern Economic Thought (OR)	5	3	3	25	75	100	
		23KP1ECECEC1:2	2.Rural Economics							
	EC II	23KP1ECECEC2:1	1.Regional Economics (OR)	5	3	3	25	75	100	
		23KP1ECECEC2:2	2.Welfare Economics							
	Total				30	20	-	-	-	500
	II	CC IV	23KP2EC04	Monetary Economics	6	5	3	25	75	100
		CC V	23KP2EC05	Labour Economics	6	5	3	25	75	100
CC VI		23KP2EC06	Mathamatical Economics	6	4	3	25	75	100	
EC III		23KP2ECECEC3:1	1.Gender Economics (OR)	4	3	3	25	75	100	
		23KP2ECECEC3:2	2. Urban Economics							
EC IV		23KP2ECECEC4:1	1.Resource Economics (OR)	4	3	-	25	75	100	
		23KP2ECECEC4:2	2. Economics of Climate Change							
SEC I		23KP2ECSEC1	Social Ethics and Responsibilities – Women Empowerment, Disability, Social Inclusion	4	2	3	25	75	100	
ECC I		23KP2ECECC1:1	Self study	-	3	-	-	-	100	100
		23KP2ECECC1:2	Mooc						-	-
ECC 2	23KP2ECECC2	Add on course	-	4	-	-	-	-		
Total				30	22	-	-	-	600	



CC VII	23KP3EC07	Advanced Macro Economics	6	5	3	25	75	100
CC VIII	23KP3EC08	Public Economics	6	5	3	25	75	100
CC IX	23KP3EC09	Research Methodology	6	5	3	25	75	100
CC X	23KP3EC10	Econometric Methods	6	4	3	25	75	100
EC V	23KP3ECECEC5:1	1.Economics in Everyday Life	3	3	3	25	75	100
	23KP3ECECEC5:2	2.Entrepreneurial Development						
SEC II	23KP3ECSEC2	Personality Development –Facing of Interview in Private and Government jobs	3	2	3	25	75	100
IA	23KP3 I	Skill Enhancement in Companies and institution	-	2	-	-	--	-
ECC 3	23KP3ECECC3:1	Self study	-	3	-	-	100	100
	23KP3ECECC3:2	Mooc					-	-
Total			30	26	-	-	-	600
CC XI	23KP4EC11	International Economics	6	5	3	25	75	100
CC XII	23KP4EC12	Development Economics	6	5	3	25	75	100
PW	23KP4ECPW	Project Work	10	7	-	-	-	100
EC VI	23KP4ECECEC6:1	1.Economics of Social Issues (OR)	4	3	3	25	75	100
	23KP4ECECEC6:2	2. Human Resource Development						
SEC III /PCS	23KP4ECSEC3:1	1.Role of MSMEs- Practise of Public and Private Companies and Banking System	4	2	-	25	75	100
	23KP4ECSEC3:2	2.Skill Development of Tally (Learning for Employability)						
	23KP4ECSEC3:3	3.Competitive Examinations (UPSC/TNPSC) (IBPS)						
EA	23KP4EA	Extension Activity	-	1	-	-	-	-
TOTAL			30	23	-	-	-	500
GRAND TOTAL			120	91	-	-	-	2200

Additional Credit Paper (Self Study / MOOC) Extra credit Maximum 10




IV. Electives

M. A ECONOMICS - List of Elective Courses 2023-2024

<i>Semester I</i>	List of Elective I	Code
I	1.Modern Economic Thought	23KP1ECECEC1:1
	2.Rural Economics	23KP1ECECEC1:2
I	1.Regional Economics	23KP1ECECEC2:1
	2.Welfare Economics	23KP1ECECEC2:2
II	1.Gender Economics	23KP2ECECEC3:1
	2. Urban Economics	23KP2ECECEC3:2
II	1.Resource Economics	23KP2ECECEC4:1
	2. Economics of Climate Change	23KP2ECECEC4:2
III	1.Economics in Everyday Life	23KP3ECECEC5:1
	2.Entrepreneurial Development	23KP3ECECEC5:2
IV	1.Economics of Social Issues	23KP4ECECEC6:1
	2. Human Resource Development	22KP4ECECEC6:2

V. Details on the number of Courses, Instruction Hours and Credits

Course	Course Title	No of Courses	Instruction hours	Credits
CC	CORECOURSE (Theory 12 &Project 1)	13	84	64
EC	Elective Courses	6	25	18
	Total	19	109	82
SEC	SEC 1,2,3,4	4		



VI. SEMESTER - WISE COURSESTRUCTURE

Semester	Course	Total Courses	Ins. Hr/ week	Credit
I	CC1,CC2,CC3,ECI, EC II	5	30	20
II	CC4,CC5,CC6,ECIII, EC IV, SEC 1, ECC1, ECC2	7	30	22
III	CC7,CC8,CC9,CC10, ECV, SEC II, LA, ECC 3	7	30	26
IV	CC11,CC12,PW, EC6, SEC/PCS, EA	7	30	23



VII. CONTINUOUS INTERNAL ASSESSMENT SYSTEM

	Maximum	Components			Passing Minimum
		Attendance	CIA	Seminar / Assignment	
Theory	25	5	15	5	12

* *Department specific*

VIII. QUESTION PATTERN

	Part A	Part B	Part C
Semester Exam: Theory (75)	20 X 1=20 (Answer All)	5 X 5= 25 (Internal choice)	3 X10 =30 (Open choice)
Semester Exam: SBEC Theory (75)	5 X 5= 25 (Internal choice)	5 X10 =50 (Open choice)	-
CIA Exam: Theory (50)	10 X 1=10 (Answer All)	4 X 5= 20 (Internal choice)	2 X10 =20 (Open choice)
Model Exam : Theory (75)	20 X 1=20 (Answer All)	5 X 5= 25 (Internal choice)	3 X10 =30 (Open choice)

* *Department specific*



IX. Question Allocation and Blooms Taxonomy for (Direct) Assessment

Unit	Section & Marks	Question Number	Blooms Level	Action Verbs
I	A (1 mark)	4-Jan	I / II	<i>Level I: Choose, Define, Find, How, Label, List, Match, Name, Select, Show, Tell, What, When, Where, Which, Who, Why</i>
	B (5 mark)	21 (a) and (b)	I / II	
	C (10 mark)	26	I / II	
II	A (1 mark)	8-May	I / II	<i>Level II: Classify, Compare, Contrast, Demonstrate, Explain, Extend, Illustrate, Infer, Interpret, Outline, Relate, Show, Summarize, Translate</i>
	B (5 mark)	22 (a) and (b)	I/II	
	C (10 mark)	27	I/II	
III	A (1 mark)	12-Sep		<i>Level III: Apply, Build, Choose, Construct, Develop, Experiment with, Identify, Interview, Make use of, Model, Organize, Plan, Select, Solve, Utilize</i>
	B (5 mark)	23 (a) and (b)	III / IV	<i>Level IV: Analyze, Assume, Categorize, Discover, Dissect, Distinguish, Divide, Examine, Function, Inference, Inspect, Motive, Relationships, Simplify, Survey, Take part in, Test for, Theme</i>
	C (10 mark)	28	III / IV	
IV	A (1 mark)	13-16	I / II	<i>Level V: Agree, Appraise, Assess, Award, Conclude, Criteria, Criticize, Decide, Deduct, Defend, Determine, Disprove, Estimate, Evaluate, Importance, Influence, Interpret, Judge, Justify, Mark, Measure, Opinion, Perceive, Prioritize, Prove, Rate, Recommend, Rule on, Select, Support, Value</i>
	B (5 mark)	24 (a) and (b)	III / IV	
	C (10 mark)	29	V / VI	
V	A (1 mark)	17-20	I / II	<i>Level VI: Adapt, Combine, Compile, Compose, Construct, Create, Delete, Design, Develop, Discuss, Elaborate, Estimate, Formulate, Happen, Imagine, Improve, Invent, Make up, Maximize, Minimize, Modify, Original, Originate, Plan, Predict, Propose, Solution, Solve, Suppose, Test, Theory</i>



BLOOM LEVEL	No.Of Questions(Sections)			Total Marks	% ofMarks
	A	B	C		
I.Remembering	12			12	50
II.Understanding	08	4	2	48	
III.Applying	-	4		20	33
IV.Analyzing	-		2	20	
V.Evaluating	-	2		10	17
VI. Creating	-		1	10	
<i>Total Questions</i>	20	10	5	120	100





ADVANCED MICRO ECONOMICS

Credit : 5
Hours/week: 7
Medium of Instruction: English

COURSE CODE: 23KP1EC01

Course Objectives:

- To make the students to understand consumer behavior with the theories of Demand and Production.
- To elaborate various market structure and the theories of distribution.

Course Outcomes (Cos):

Upon Completion of this course, the Students will be able

No.	Course Outcomes	K-Levels
CO1	To illustrate and analyse the theories of consumer behavior	K1, K2, K4
CO2	To illustrate and identify the choice under uncertainty.	K2, K3
CO3	To compare how price and output is determined in different market situations and evaluate the market structures	K2, K4, K5
CO4	To identify and examine the alternative theories of firms.	K3, K4
CO5	To define, explain, and compare the theory of distribution.	K1, K2, K4

K₁ – Knowledge, K₂ - Understand, K₃ – Apply, K₄ – Analyse, K₅– Evaluate, K₆ – Create.

Unit I: Consumer Choice

Cardinal and ordinal utility - Indifference curve approach – Slutsky's Decomposition of price effect into substitution effect and income effect – Consumer surplus - Marshall's and Hicksian measures – Compensatory Demand Curve- Revealed Preference Theorem- and derivation of Marginal Utility schedule for money income.

Unit II: Economics of Information

Informational asymmetry – Choice under Uncertainty - N-M Index – Inter-temporal choice -Market for lemons- Adverse selection – Insurance market and adverse selection – Solution to principal agent problem- Hidden action (Moral Hazard) - Signaling and Screening.

Unit III: Market Structure Models

- Perfect competition – Price and output determination – Optimum firm-
- Monopoly – Short run and long run equilibrium - Price discrimination monopoly control, and regulation – Contestable Market-
- Monopolistic competition-Chamberlin Model- selling costs - Excess capacity –
- Oligopoly – Duopoly price game-dominant strategy-Nash Equilibrium Non-collusive Models - Cournot- Bertrand – Chamberlin – Edgeworth – Sweezy – Stackelberg- Oligopoly - Collusive Models - Cartels and mergers -Price leadership - Base point price system
- Monopsony – Price and output determination – Workable competition.

Unit -IV: Alternative Theories of Firm

Full Cost Pricing Rule- Limits pricing theory- Bains Theory- Sylos-Labini Model- Modigliani's Models- Input-output model -Linear programming applications in decision making- Peak Load Pricing – Administered Pricing- Purchasing Power Parity Price.

Unit -V: Distribution Theories

Neo-classical approach – Marginal productivity theory; Product exhaustion theorem; - Modern theory of distribution – Factor Pricing in imperfect product and factor markets- Determination of Wages –Labour supply and wage determination – Role of trade unions and collective bargaining- Theories of Interest- Theories of Profit.

Text Books:

1. Jhingan M.L, (2004 Reprint)AdvancedEconomicTheory(Vrindha Publications (P) Ltd., New Delhi.
2. Agarwal, H.S. Micro Economic Theory, (Ane's Books Pvt. Ltd.,) New Delhi.

References:

1. Hal R. Varian (2004), Intermediate Micro Economics (East-West Press: New Delhi).
2. Ruffin Roy. J (1992), Intermediate Micro Economics Harper & Collins Publishers.
3. Koutsiyannis A. (1978), Modern Micro Economics, (Macmillan- London).

Web Resources:

1. <http://open.oregonstate.education/intermediatemicroeconomics/chapter/module-1>
2. http://saylordotorg.github.io/text_introduction-to-economic-analysis/s16-monopoly.html
3. http://saylordotorg.github.io/text_introduction-to-economic-analysis/s17-games-and-strategic-behaviour.html

CO-PO Mapping (Course Articulation Matrix)

CO /PO	PSO1	PSO2	PSO3	PSO4	PSO5
CO1	3	3	3	3	3
CO2	3	3	3	3	3
CO3	3	3	3	3	3
CO4	3	3	3	3	3
CO5	3	3	3	3	3
Weightage	15	15	15	15	15
Weighted percentage of Course Contribution to Pos	3.0	3.0	3.0	3.0	3.0

Level of Correlation between PSO's and CO's

(Suggested by UGC as per Six Sigma Tool – Cause and Effect Matrix)

Assign the value

1 – Low 2 – Medium 3 – High 0 – No Correlation



INDIAN ECONOMIC DEVELOPMENT AND POLICY

Credit : 5
Hours/week: 7
Medium of Instruction: English

COURSE CODE:23KPIEC02

Course Objectives:

1. To provide a macroeconomic understanding of the Indian Economy.
2. The students become aware of various challenges of the Indian Economy.

Course Outcomes (Cos):

Upon Completion of this course, the Students will be able to

No.	Course Outcomes	K-Levels
CO1	Understand the Structural change in Indian economy	K ₁ , K ₂ , K ₃ , K ₄
CO2	Assess the Performance of agricultural and Industrial sector	K ₁ , K ₂ , K ₃ , K ₄
CO3	Ability to learn the trends in the economy	K ₁ , K ₂ , K ₃ , K ₄ , K ₆
CO4	Understand the Impact of Poverty	K ₁ , K ₂ , K ₃ , K ₄
CO5	Identify Social Issues like Unemployment, Gender disparities	K ₁ , K ₂ , K ₃ , K ₄

K₁ – Knowledge, K₂ - Understand, K₃ – Apply, K₄ – Analyse, K₅ – Evaluate, K₆ – Create.

Unit 1: Introduction


Growth and Structural Change Indian economy at Independence- The policy framework: statist policy, transition to market-oriented policy, role of erstwhile Planning Commission and NITI Aayog- Two phases of growth (1950-1980 and 1980 onwards), factors underlying turnaround- Structural change in Indian economy.

Unit 2: Agricultural and Industrial Sector

Agricultural and Industrial Sectors - Agricultural Sector Performance of agricultural sector, factors determining agricultural growth - Factors underlying food inflation- Agricultural price policy and food security Industrial Growth - Industrial growth before and after reforms - Dualism in Indian manufacturing- Issues in performance of public sector enterprises and privatization.

Unit 3: Fiscal Developments

Fiscal Developments, Finance and External Sector Expenditure trends- GST: rationale and impact- Evolution of the financial sector in post-liberalization period- External sector performance: emergence of India as major exporter in services, performance of manufacturing sector.



Unit 4: Poverty and Inequality

Poverty and Inequality - Measuring poverty in India: Selection of poverty lines- Poverty in pre and post liberalization periods- Impact of growth on poverty- PDS vs cash transfers, feasibility of universal basic income in India - Inequality in India in pre and post liberalization periods.

Unit 5: Social Sector

Social Issues Gender gap in India and trends in female labour force participation rates, factors determining female labour force participation- Employment: changing nature of employment in India, "jobless growth"- Labour in informal sector- India's graphic transition.

Text Books :

1. Sundaram K P M.,(2002),Indian Economy , 42 revised edition., S.Chand Publications
2. Misra,S, &Puri, V.,(2020.), Indian Economy, Revised Edition., S.Chand Publications

Reference Books:

1. KaushikBasu (Ed.) (2012), Oxford Companion to Indian Economy, 3rd Edition, OUP, New Delhi.
2. Uma Kapila (Ed.) (2018), Indian Economy since Independence, Academic Foundation, New Delhi, 29th Edition.
3. AshimaGoyal (Ed.) The Oxford Handbook of the Indian Economy in the 21st Century: Understanding the Inherent Dynamism, Oxford University Press.

Web References:

1. <https://www.adb.org/countries/india/economy>
2. <https://www.oecd.org/economy/india-economic-snapshot/>
3. <https://www.indiabudget.gov.in/economicssurvey/>

CO-PO Mapping (Course Articulation Matrix)

CO /PO	PSO1	PSO2	PSO3	PSO4	PSO5
CO1	3	3	3	3	3
CO2	3	3	3	3	3
CO3	3	3	3	3	3
CO4	3	3	3	2	3
CO5	3	3	3	2	3
Weightage	15	15	15	13	15
Weighted percentage of Course Contribution to Pos	3	3	3	3	2.6

Level of Correlation between PSO's and CO's

(Suggested by UGC as per Six Sigma Tool – Cause and Effect Matrix)

Assign the value

1 – Low 2 – Medium 3 – High 0 – No Correlation



STATISTICS FOR ECONOMISTS

Credit : 4
Hours/week: 6
Medium of Instruction: English

COURSE CODE: 22KPIEC03

23

Course Objective:

1. To provide a strong foundation in statistical concepts and develop skills in data handling and research.
2. The course facilitates in inferring the intensity of relationship between multiple variables and building appropriate statistical models. The models thus formulated can be tested for their significance and can be used for forecasting

Course Outcomes:

Upon Completion of this course, the Students will be able to

No.	Course Outcomes	K-Levels
CO1	Summarize the basic Probability rules and understand theoretical distributions.	K1 & K2
CO2	Acquire knowledge on the various sampling methods and testing of Hypotheses	K2 & K3
CO3	Use t test and chi square for analysis	K4
CO4	Understand the importance of one and two way ANOVA	K5
CO5	Know the various Decision making tools available	K6

K1 – Knowledge, K2 - Understand, K3 – Apply, K4 – Analyse, K5 – Evaluate, K6 – Create.

Unit I: Probability

Probability - Addition and Multiplication Theorems - Conditional Probability - Discrete and Continuous - Random Variables - Mathematical Expectations – Bayes Theorem - Theoretical Distributions - Binomial, Poisson and Normal.

Unit II: Sampling and Hypothesis Testing

Sampling Theory - Types of Sampling - Sampling Distributions - Parameter and Statistic - Testing of Hypothesis - Level of Significance - Type I and Type II Errors - Standard Error - Properties of Estimator.

Unit III: Test of Significance Large and Small Sample

Difference between Large and Small Samples - Test of Significance for Large Samples - Test for Two Means and Standard Deviations - Proportion and Confidence Interval - Small Sample Test – t-test - Paired t- test - Chi-square Test- Test of Goodness of Fit.



Unit IV: Analysis of Variance

F test: Assumptions in F test - Analysis of Variance: Assumptions – One-Way and Two-Way Classifications.

Unit V: Statistical Decision Theory

Definitions – Concepts – Maximin - Minimax - Bayes Criterion - Expected Monetary Value - Decision Tree Analysis: Symbols - Steps - Advantages and Limitations.

Text Books

1. Gupta S.P., Statistical Methods, Sultan Chand and Sons, New Delhi, 2017.
2. Anderson, Sweeney and Williams, "Statistics for Business and Economics", Cengage, 2014.

References:

1. Aggarwal. Y.P (2002), "Statistics Methods – Concepts Application and Computation", Sterling Publishers Private Ltd., New Delhi.
2. Vittal P.R., Mathematical Statistics, Margham Publications
3. Pillai R.S.N. and Bagavathi V (2010), Statistics, Sultan & amp; Chand Sons, New Delhi.

Web Resources

1. <https://www.statista.com>.
2. <https://techjury.net>
3. https://dss.princeton.edu/online_help/analysis/interpreting_regression.htm

CO-PO Mapping (Course Articulation Matrix)

CO / PO	PSO1	PSO2	PSO3	PSO4	PSO5
CO1	3	2	3	2	2
CO2	3	2	3	3	3
CO3	3	3	3	3	3
CO4	3	3	3	3	3
CO5	2	3	3	2	3
Weightage	14	13	15	13	14
Weighted percentage of Course Contribution to Pos	2.8	2.6	3	2.6	2.8

Level of Correlation between PSO's and CO's

(Suggested by UGC as per Six Sigma Tool – Cause and Effect Matrix)

Assign the value

1 – Low 2 – Medium 3 – High 0 – No Correlation



MODERN ECONOMIC THOUGHT

Credit : 3
Hours/week: 5
Medium of Instruction: English

COURSE CODE: 23KPIECECECECI:1

Course Objectives:

1. To trace the ideas of Modern Economists
2. To understand the contribution of the Economists.



Course Outcomes (COs):

Upon completion of this Course, the students will be able to

No	Course Outcomes	K-Levels
CO1	Understand modern economic concept of role of Entrepreneur Innovation, BusinessCycles and Capitalism and Socialism.	K ₁ , K ₂ , K ₄
CO2	Ability to understand about Capital Formation, Disguised Unemployment/Imperfect Competition and Mathematical Economic Analysis	K ₁ ,K ₂ , K ₃ ,K ₄
CO3	Understand the ideas ofPermanent Income Hypothesis, Revealed Preference Theory, Social Welfare Function and Samuelson's Utility Possibility Approach	K ₁ ,K ₂ , K ₄
CO4	Gain knowledge about the ideas of Modern Indian Economists-Regional Economics, Ecological Theory of Population - Economics of Growth and Development-Economics of Fast	K ₁ , K ₂ , K ₄
CO5	Understand economic ideas like role of Technological Progress-Poverty - Deficit Financing and Public Expenditure, Human Factor in Economic Growth and Inequality and Concept of Capability	K ₁ ,K ₂ ,K ₃ ,K ₄

K₁ – Knowledge, K₂ - Understand, K₃ – Apply, K₄ – Analyse, K₅ – Evaluate, K₆ – Create.

Unit I: Classical Economic Thought

Economic ideas of Irving Fisher –The Quantity theory of Money- Theory of Interest. Joseph Alois Schumpeter - Method of Study –Deductive Method –Inductive Method-Theory of Economic Development- Role of Entrepreneur – Innovation-Business Cycles – Capitalism and Socialism . J.K. Galbraith – The objective of Economic Progress- Concept of Countervailing Power.

Unit II: Neo Classical Economic Thought

Ragnar Nurske – Foreign Resources – Capital Formation –Disguised Unemployment ,Mrs- Joan Robinson –Imperfect Competition – F.Y .Edgeworth –Mathematical Economic Analysis –Three Dimensional Utility

Unit III: Keynesian Economic Thought

Lord Lionel Robbins – Definition of Economics-Causes of Depression -Milton Friedman – Quantity Theory of Money –Permanent Income Hypothesis ,Friedman and Savage Hypothesis , Paul A.Samuelson –Impact of Keynesian Economics –Revealed Preference Theory –Business Cycles –Social Welfare Function-Samuelson's Utility Possibility Approach

Unit IV: Post Keynesian Economic Thoughts

Ideas of Modern Indian Economists-R.K.Mukerjee- Institutional theory of Economics-Regional Economics - Ecological Theory of Population -Planning in India, J.K.Mehta – Static and Dynamic Economics -Economics of Welfare -Economics of Growth and Development-Economics of Fast

Unit V:Indian Economists

C.N.Vakil -Planning- Wage -Goods Model-Role of Technological Progress-Poverty - Deficit Financing and Public Expenditure, V.K.R.V.Rao -Economic Activities -Institutional Development-Deficit Financing-Fiscal Policy-Human Factor in Economic Growth-Amartya Kumar Sen – Poverty and Famine ,Poverty and Inequality-Concept of Capability-Entitlement - Choice of Techniques.

Text Books:

1. Dr.U.C.Kulshrestha (1994) ,History of Economic Thought ,Lakshmi NarainAgarwal
2. Dr.S.Sankaran (2006) ,A History of Economic Thought ,Margham Publications

Reference Books:

1. Eric Roll (1956) A History of Economic Thought,PrenticeHall,Inc,U.S.A,
2. Dr.PankajSrivastava (2018) Economic Thinkers , DND Publications ,Jaipur
3. M.L.Jhingan,M.Girija and L.Sasikala (2011),History of Economic Thought, Vrindha Publications

Web Resources:

1. https://ebrary.net/112930/history/a_brief_history_of_economic_thought
2. <https://www.exploring-economics.org>
3. <https://www.econlib.org>

CO-PO Mapping (Course Articulation Matrix)

CO /PO	PSO1	PSO2	PSO3	PSO4	PSO5
CO1	3	3	3	3	3
CO2	3	3	3	3	3
CO3	3	3	3	3	3
CO4	3	3	3	3	3
CO5	3	3	3	3	3
Weightage	15	15	15	15	15
Weighted percentage of Course Contribution to Pos	3	3	3	3	3

Level of Correlation between PSO's and CO's

(Suggested by UGC as per Six Sigma Tool – Cause and Effect Matrix)

Assign the value

1 – Low 2 – Medium 3 – High 0 – No Correlation



RURAL ECONOMICS

Credit : 3
Hours/week: 5
Medium of Instruction: English

COURSE CODE: 23KP1ECECEC1:2

Course Objectives:

1. To understand rural economic development in India
2. To know about the Rural Empowerment Programs initiated by Government of India

Course Outcomes (Cos):

Upon Completion of this course, the Students will be able

No.	Course Outcomes	K-Levels
CO1	To label and interpret the nature and scope of rural economics.	K1,K2,
CO2	To define and demonstrate the theories of rural development and rural resources.	K1,K2,
CO3	To recall, outline and determine rural demography and occupation structure.	K1,K2,K5,
CO4	To organize, examine and evaluate rural poverty and unemployment.	K3,K4,
CO5	To summarize, develop and explain the rural empowerment programs.	K2,K3,K5,

K₁ – Knowledge, K₂ - Understand, K₃ – Apply, K₄ – Analyse, K₅ – Evaluate, K₆ – Create

Unit I: Introduction to Rural Economics

Nature and Scope of Rural Economics - Inter-disciplinary approach of Rural Economics -Components - Structure and Characteristics -Pre and Post-independence - Rural Development: Meaning, Nature and Scope - Factors Affecting Rural Growth

Unit II: Rural Resources and Rural development theories

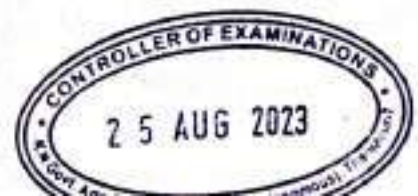
Rural Resources: Nature, Types and Magnitude - Rural Resources Management and Development - Application of Technology in Rural Development – Problems and prospects - W.W. Rostow's - Lewis-Fei-Ranis and Gandhian Approach to Rural Development.

Unit III: Rural Demography and Occupational Structure

Demography: Population Size, Sex and Age Composition - Density of Population- Population Problems and Challenges – Family Welfare Measures in Rural India - Occupational Structure: Nature of Rural Occupations - Occupational Distribution in Rural India – The Concept of Work Participation Rates.

Unit IV: Rural Poverty and Unemployment

Rural Poverty: Meaning, Estimates, Causes and Consequences – Unemployment: Meaning, Types and Magnitude of Rural Unemployment - Causes and Consequences - National Programmes for Rural Development - Community Development Programmes and Employment Guarantee Schemes.



Unit V: Rural Empowerment Programmes

Bharat Nirman, Provisions of Urban Amenities in Rural Area (PU RA), Mahatma Gandhi National Rural Employment Guarantee Act - Agencies for Rural Development: Government, Semi-Government Organisations, Co-Operative Institutions, Non-Government Organisations and Voluntary Agencies for Rural Development.

Text Books:

1. Vasant Desai: Rural Development in India, Himalaya Publishing House, Mumbai, 2012.
2. Dutt and Sundaram- Indian Economy, S.Chand Publications, New Delhi, 2013-07-02.

References Books:

1. Singh, K., & Shishodia, A. (2016). Rural development: Principles, policies, and management. SAGE Publishing India.
2. Hoff, K., Braverman, A., & Stiglitz, J. E. (1993). The economics of rural organization. Oxford: Oxford University Press.
3. Hill, B., & Ray, D. (1987). Economics for agriculture: food, farming and the rural economy. Basingstoke, UK: Macmillan Education.

Web Resources:

1. <https://www.kobo.com/us/en/ebooks/public-finance>
2. <https://www.amazon.in/PUBLIC-FINANCE-AMBAR-GHOSH-ebook/dp/B07W5F2P1Q>
3. https://www.niti.gov.in/sites/default/files/2021-08/11_Rural_Economy_Discussion_Paper_0.pdf

CO-PO Mapping (Course Articulation Matrix)

CO / PO	PSO1	PSO2	PSO3	PSO4	PSO5
CO1	3	3	3	3	3
CO2	3	3	3	3	3
CO3	3	3	3	3	3
CO4	3	3	3	3	3
CO5					
Weightage	15	15	15	15	15
Weighted percentage of Course Contribution to Pos	3.0	3.0	3.0	3.0	3.0

Level of Correlation between PSO's and CO's

(Suggested by UGC as per Six Sigma Tool – Cause and Effect Matrix)

Assign the value

1 – Low 2 – Medium 3 – High 0 – No Correlation



REGIONAL ECONOMICS

Credit : 3
Hours/week: 5
Medium of Instruction: English

COURSE CODE: 23KP1ECECEC2:1

Course Objectives

1. To equip the analytical skills required to analyse the regional economic issues
2. To understand Regional economic growth in India

Course Outcomes (Cos):

Upon Completion of this course, the students will be able to

No.	Course Outcomes	K-Levels
CO1	Understand the Nature and scope of regional economics and its need	K1, K3, k4
CO2	Discuss the Models of regional, inter-regional and multi-regional models	K4,K5
CO3	Evaluate the various theories of regional economic growth	K2, K3,K4
CO4	Describes the Measurement of interregional economic growth at State level	K4,K4
CO5	Apply Regional Aspects of Stabilization and Growth Policy	K1,K4,K5

K1 – Knowledge, K2 - Understand, K3 – Apply, K4 – Analyse, K5 – Evaluate, K6 – Create.

Unit I: Introduction to Regional Economics

Nature and scope of regional economics – Regional economics and regional science – Regional and Urban Economics: Need for a separate study of regional economics – Concept and types of regions: Administrative, Planning, Agro-climatic, Economic and Functional regions.

Unit II: Approaches to regional growth


Approaches to regional growth: Models of regional, inter-regional and multi-regional models; Export base models – Location Theory - Gravity models – Shift-share analysis

Unit III: Theories of regional economic growth

Neoclassical models – Dualistic models: Social dualism – Labour surplus model of Arthur Lewis- Migration and development: Harris-Todaro – Core-Periphery models: Myrdal's Cumulative Casuation Hypothesis – Regional Input-output models - New Economic Geography models: Paul Krugman's model of industrial location and development

Unit IV: Regional economic growth in India

Administrative regions in India: State, District, Taluk and Village; Urban and Rural regions - Concept, definition and measure of State Income (GSDP) – Rural and urban GDP –



Differences in estimation of national income (GDP) and State Income (GSDP) - Measurement of interregional economic growth at State level

Unit V: Regional Aspects of Stabilization and Growth Policy

Post-war Regional Cyclical Behaviour and Policy Measures for Stabilization, Theories to Explain Regional Differences in Growth, Fiscal Programmes, Tax and Transfer Programmes, Fiscal Responses of Power Level Governments, Regional Orientation to Policy Programmes and Central Responsibility.

Text books

1. Capello Roberta. (2016). Regional Economics. Routledge (New York).
2. Temple, M. (1994). *Regional economics*. St. Martin's Press.

References

1. Harry W Richardson (1973): Regional Growth Theory, Macmillan.
2. Harry W. Richardson. (1970). Elements of Regional Economics. Penguin Books (New York).
3. Harry W Richardson (1969): Regional Economics: Location theory, Urban structure and regional change, Weidenfeld& Nicolson (London)

Web resources

1. <http://www.rri.wvu.edu/WebBook/Giarratani/contents.htm>
2. <https://researchrepository.wvu.edu/cgi/viewcontent>
3. https://ddceutkal.ac.in/Syllabus/MA_Economics

CO-PO Mapping (Course Articulation Matrix)

CO /PO	PSO1	PSO2	PSO3	PSO4	PSO5	PSO6
CO1	2	3	3	3	2	3
CO2	3	2	2	3	2	3
CO3	3	2	3	2	2	2
CO4	3	3	3	2	3	3
CO5	3	2	2	2	3	2
Weightage	14	12	14	14	12	13
Weighted percentage of Course Contribution to Pos	2.8	2.4	2.8	2.8	2.4	2.6

Level of Correlation between PSO's and CO's

(Suggested by UGC as per Six Sigma Tool – Cause and Effect Matrix)

Assign the value

1 – Low 2 – Medium 3 – High 0 – No Correlation



WELFARE ECONOMICS

Credit : 3

COURSE CODE: 23KPIECECEC2:2

Hours/week: 5

Medium of Instruction: English

Course Objective:

1. To enable students to understand the fundamentals as well as development in the field of Welfare Economics.
2. To show the importance of welfare Economics compared to that of wealth Economics

Course Outcomes (Cos):

Upon Completion of this course, the students will be able to

No.	Course Outcomes	K-Levels
CO1	Summarize the Contribution to Welfare Economics	K1,K2
CO2	Analyse the different approaches to Welfare Economics	K3,K4,
CO3	Interpret the development of Pareto Optimality Conditions	K1,K2,K3
CO4	Explain the compensation Criteria of Economics	K2,K5
CO5	Evaluate theories of Social Choice.	K2,K4,K5

K1 – Knowledge, K2 - Understand, K3 – Apply, K4 – Analyse, K5 – Evaluate, K6 – Create.

Unit I: Introduction to Welfare Economics

Welfare Economics: Meaning- Concepts: Individual and Social Welfare- Value Judgments- Preferences and Utility - Utility function: Properties - Interpersonal comparisons of utility: degrees of interpersonal comparability. –Social Welfare Function: –Bentham's Utilitarianism- Pigouvian Welfare Economics.

Unit II: Approaches to Welfare

Cardinal and Ordinal Approaches - Hicks's Four Measures of Consumers' Surplus- Partial and General Equilibrium- Edgeworth Box Diagram- General Equilibrium of Production and Exchange.

Unit III: Pareto Optimality Conditions

Pareto-Optimality Criterion -Definition-Marginal Conditions of Pareto Optimum – Perfect Competition and Pareto Optimality- Exceptions –Externalities – Public Goods and Market Failure – Theory of Second Best.

Unit IV: New Welfare Economics

New Welfare Economics – Kaldor- Hicks Compensation Criterion – Utility Possibility Curve –Shorte



Unit V: Theories of Social Choice

Utility Possibility Curve and Frontier Grand Utility Possibility Curve- Iso Welfare Curves- Arrow's Impossibility Theorem –AmartyaSen and Capability Theorem – Rawls Theory of Social Justice

Text Books

1. Verma K.N (2012) Microeconomic Theory ,Vishal Publishing House
2. Per –OlovJohannson(2009) An introduction to Modern Welfare Economics, Cambridge University Press

References

1. Arrow, Kenneth J (1963) Social Choice and Individual Values, Cowles Foundation Monograph 12, 2nd ed. Yale University
2. Bossert, Walter and Kotaro Suzumura (2010) Consistency, Choice and Rationality, Harvard University Press: Cambridge MA
3. Broadway, R.W. and N. Bruce (1984), Welfare Economics, Basil Blackwell, Oxford.

Web Resources

1. <https://conceptually.org/concepts/pareto-principle>
2. <https://web.stanford.edu/~jdlevin/Econ 202/General Equilibrium.pdf>
3. <https://policonomics.com/lp-welfare-economics1-general-equilib...>

CO-PO Mapping (Course Articulation Matrix)

CO /PO	PSO1	PSO2	PSO3	PSO4	PSO5
CO1	3	3	2	3	3
CO2	2	3	2	3	2
CO3	3	3	2	3	2
CO4	2	3	2	3	2
CO5	2	3	2	3	3
Weightage	12	15			
Weighted percentage of Course Contribution to Pos	2.4	3	2	3	2.4

Level of Correlation between PSO's and CO's

(Suggested by UGC as per Six Sigma Tool – Cause and Effect Matrix)

Assign the value

1 – Low 2 – Medium 3 – High 0 – No Correlation



MONETARY ECONOMICS

Credit : 5
Hours/week: 6
Medium of Instruction: English

COURSE CODE: 23KP2EC04

Course Objectives:

1. The course is devoted to the main issues in modern monetary economics.
2. The factors behind money demand and supply are studied through the set of comprehensive monetary models.

Course Outcomes (Cos):

Upon Completion of this course, the students will be able to

No.	Course Outcomes	K-Levels
CO1	To list out and outline the theories of money.	K1,K2,
CO2	To explain construct and distinguish various determinate of money supply and multiplier.	K2,K3,K4,
CO3	To label, explain and evaluate the capital market.	K1,K2,K5
CO4	To define, illustrate and importance of banking sector.	K1,K2,K5,
CO5	To interpret and make use of monetary policy.	K2,K3,

K₁ – Knowledge, K₂ - Understand, K₃ – Apply, K₄ – Analyse, K₅ – Evaluate, K₆ – Create

Unit I: Classical Theories of Money

Demand for Money Quantity theories of money – Fisher and Cambridge- Keynesian monetary theory- James Tobin's portfolio analysis of money demand- Don Patinkin's Integration- Real Balance Effect- Milton Friedman's reformulated quantity theory.

Unit II: Supply of Money

Supply of Money Types and determinants of money supply – money multiplier- Theories of interest rate – classical – Keynes – Hicks – Hansen.

Unit III: Money and Capital Market

Money and Capital Market Significance and functions of Money market and capital market - Role of financial intermediaries – Effects of financial intermediation- Non-banking financial institutions – Gurley and Shaw theory.

Unit IV: Banking and its functions

Banking Functions of Commercial banks - Credit creation – process and limitations Role of Commercial banks after nationalization – after reforms- Role of RBI – Regulation of money supply and credit- Narasimham Committee Reports– 1991 and 1998- RaguramRajan Committee Report -2007.



Unit V: Monetary Policies

Monetary Policy Objectives and Instruments of Monetary policy– Limitations of monetary policy- Monetarism and Keynesianism – Comparison - Supply side policies.

Text Books:

1. Bain, Keith and Howells, Peter: Monetary Economics: Policy and its theoretical Basis, Palgrave Macmillian, 2nd Edition, 2009
2. Mishkin .S. Frederic-The Economics of Money ,Banking and Financial Markets, Pearson Publication, 11th Edition, 2015

References:

1. Jhingan, M.L. (2005), Monetary Economics[Konark Publication, New Delhi].
2. Sundaram, K.P.M. (2003), Money, Banking and International Trade [Vikas, New Delhi].
3. Vaish, M.C. (2004), Money, Banking and International Trade [New Age International, New Delhi].

Web Resources:

1. <https://www.amazon.in/Handbook-Monetary-Economics-Benjamin-Friedman-ebook/dp/B00EXOTZ96>
2. <https://link.springer.com/book/10.1057/9780230280854>
3. <https://www.rbi.org.in/scripts/AnnualPublications.aspx?head=Handbook%20of%20Statistics%20on%20Indian%20Economy>

CO-PO Mapping (Course Articulation Matrix)

CO /PO	PSO1	PSO2	PSO3	PSO4	PSO5
CO1	3	3	3	3	3
CO2	3	3	3	3	3
CO3	3	3	3	3	3
CO4	3	3	3	3	3
CO5	3	3	3	3	3
Weightage	15	15	15	15	15
Weighted percentage of Course Contribution to Pos	3.0	3.0	3.0	3.0	3.0

Level of Correlation between PSO's and CO's

(Suggested by UGC as per Six Sigma Tool – Cause and Effect Matrix)

Assign the value

1 – Low 2 – Medium 3 – High 0 – No Correlation



LABOUR ECONOMICS

Credit : 5

Hours/week: 6

Medium of Instruction: English

COURSE CODE: 23KP2EC05

Course Objectives:

1. To enable and acquire the knowledge relating to the significance of labour market
2. To understand the man power in Economic Development

Course Outcomes (Cos):

Upon Completion of this course, the students will be able to

No.	Course Outcomes	K-Levels
CO1	Study the recent trends of labour and their productivity	K1, K3, K4
CO2	Assess the determination of employment and wages	K3,K4
CO3	Understand the trade unions and their impact on labour market	K1, K4,K5
CO4	Evaluate the Industrial relation	K3,K4
CO5	Analyze the current trends of social security measures	K1,K4,K5

K1 – Knowledge, K2 - Understand, K3 – Apply, K4 – Analyse, K5 – Evaluate, K6 – Create.

Unit I: Labour Market and Policies

Labour Market- Nature and Characteristics, Demand for Labour in relation to size and pattern of investment, Choice of technologies and labour policies Supply of Labour, Growth of Labour Force, Labour Market Policies, Mobility and Productivity

Unit II: Employment and Wage Determination

Employment and Development relationship- poverty and unemployment, Unemployment- Types, concepts and measurement, Employment Policy Wage Determination- Classical, Neo-classical and Bargaining theories; Concepts of minimum wage and efficiency wage; Non-wage component

Unit III: Trade Union Movement

Since Independence and Present Scenario of the Trade Union Movement– AITUC – INTUC – HMS – UTUC – Association of Indian Trade Unions with International Trade Unions –Problems of Trade Unions – Essentials for success of a Trade Union - The Trade Union Act, 1926- Recent policies relating to Trade union act

Unit IV Industrial Relation

Need for Industrial Relation Machinery-Preventive and Curative methods-Collective Bargaining, Arbitration and Adjudications-industrial Democracy, the concept of Workers participation in management- Role of State in Industrial Relations.

Unit V: Social Security and Reforms

Social Security- Concepts and evolution, Social assistance and insurance, Review and Appraisal of State Policies, Special Problems- Child labour, discrimination, bonded labour-



Labour market Reforms- Exit Policy, safety requirements, National Commission on Labour, Globalisation and labour markets, mobility of labour.

Text books

1. Pant C.(1978),Indian Labour Problems,(Allahabad,Chaitanya Publishing House).
2. Singh S.S., and Metha S.(1989),Labour Economics,(Ajanta Prakasham New Delhi).

References

1. Tyagi P.B.(1995),Labour Economics and Social welfare,(JaiprakashNath&Co.Meerut),
2. Baholiwal T.N.(1981), Economics of Labour and Industrial Relations,(SahityaBhawan, Agra).
3. Giri V.V.(1985),Labour Problems in Indian Industry (Asia Publishing House,Bombay).

Web resources

- 1.<https://fac.ksu.edu.sa/sites/default/files/Moder..>
- 2.<http://students.aiu.edu/resources/onlineBook/q...>
3. <http://assets.v mou.ac.in/PGDLL06>

CO-PO Mapping (Course Articulation Matrix)

CO /PO	PSO1	PSO2	PSO3	PSO4	PSO5	PSO6
CO1	2	3	3	3	2	3
CO2	2	3	2	3	2	3
CO3	3	2	3	2	3	3
CO4	2	2	3	2	3	3
CO5	3	2	3	2	3	2
Weightage	12	12	15	14	13	14
Weighted percentage of Course Contribution to Pos	2.4	2.4	3	2.8	2.6	2.8

Level of Correlation between PSO's and CO's

(Suggested by UGC as per Six Sigma Tool – Cause and Effect Matrix)

Assign the value

1 – Low 2 – Medium 3 – High 0 – No Correlation



MATHEMATICAL ECONOMICS

Credit : 4

Hours/week: 6

Medium of Instruction: English

COURSE CODE: 23KP2EC06

Course Objectives:

1. The paper aims to introduce students to the basic building blocks of mathematical analysis used in modern economic theory.
2. To equip the students with mathematical tools and to optimize both static and dynamic economic environment.

Course Outcomes (Cos):

Upon Completion of this course, the students will be able to

No.	Course Outcomes	K-Levels
CO1	Understand the mathematical structure of standard economic theoretical framework	K1, K2, K4
CO2	Equip students with mathematical tools to solve optimization problems appear in economic theory	K2, K4, K5
CO3	Equip students with tools to read the technical writing appear in standard economic journals	K1, K3, K4
CO4	Analyse the dynamics of macroeconomic policies in an economy	K1, K2, K4
CO5	Analyse mathematically the dynamics of the growth process in an economy	K3, K2, K5

K1 – Knowledge, K2 - Understand, K3 – Apply, K4 – Analyse, K5 – Evaluate, K6 – Create.

Unit I: Introduction to Linear Algebra

Sets-Basic concepts-Ordered sets-Relations-Order relations-Metric Spaces-open and closed sets- Convergence - Linear Algebra , Vectors, matrices, inverse, simultaneous linear equations, Cramer's rule for solving system of linear equations, input-output model, Hawkins - Simon condition, open and closed models , quadratic equation, characteristic (eigen) roots and vectors

Unit II: Differential Calculus

Introduction to Functions, Limits and Continuity, Derivatives – Concept of maxima & minima, elasticity and point of inflection. Profit & revenue maximization under perfect competition, under monopoly. Maximizing excise tax revenue in monopolistic competitive market, Minimization of cost etc.

Unit III: Optimization Techniques with Constraints

Functions of several variables, Partial and total, economic applications, implicit function theorem, higher order derivatives and Young's theorem, properties of linear homogenous functions, Euler's theorem, Cobb – Douglas Production Function - Constrained Optimization- Lagrangian Multiplier Technique- Vector and Matrix Differentiation - Jacobian and Hessian Matrices- Applications-Utility maximization, Profit maximization and Cost minimization.



Unit IV: Linear and Non-Linear Programming

Optimization with Inequality Constraints- Linear Programming-Formulation-Primal and Dual- Graphical and Simplex method-Duality Theorem-Non-Linear Programming-Kuhn-Tucker Conditions- Economic Applications.

Unit V: Economic Dynamics

Differential Equations-Basic Ideas-Types-Solution of Differential Equations (Homogenous and Exact)-Linear Differential Equations with Constant Coefficients (First and Second Order)- Applications- Solow's Model-Harrod-Domar Model-Applications to Market models- Difference Equations - Types-Linear Difference Equations with Constant Coefficients (First and Second order) and solutions – Applications- Samuelson's Accelerator-Multiplier model-Cobweb model.

Textbooks:

1. Geoff Renshaw,(2016) Maths for Economics, 4E Oxford University Press.
2. Mabbet A J(1986) Workout Mathematics for Economists, Macmillan Master Series, 4th Edition London.

References:

1. Carter, M. (2001). Foundations of Mathematical Economics, MIT Press.
2. Chiang, A. C. and Wainwright, K. (2005). Fundamental Methods of Mathematical Economics, McGraw-Hill Education.
3. Dowling E. T., Mathematics for economists, Schaum Series (latest edition).

Web Resources

1. <https://www.udemy.com/course/mathematics-for-economists-functions-and-derivatives/>
2. <https://www.classcentral.com/course/swayam-mathematical-economics-14187>
3. <https://www.coursera.org/learn/introduction-to-calculus>

CO-PO Mapping (Course Articulation Matrix)

CO /PO	PSO1	PSO2	PSO3	PSO4	PSO5
CO1	3	3	3	3	3
CO2	3	3	3	3	3
CO3	3	3	3	3	3
CO4	3	3	3	3	3
CO5	3	3	3	3	3
Weightage	15	15	15	15	15
Weighted percentage of Course Contribution to Pos	3	3	3	3	3

Level of Correlation between PSO's and CO's

(Suggested by UGC as per Six Sigma Tool – Cause and Effect Matrix)

Assign the value

1 – Low 2 – Medium 3 – High 0 – No Correlation



GENDER ECONOMICS

Credit : 3

Hours/week: 4

Medium of Instruction: English

COURSECODE: 23KP2ECECEC3:1

Course Objectives:

1. To evaluate sources of socio-economic and demographic information for analyzing the impact of the gender factor on demographic processes and economic development
2. It enables to foresee the contributions of women as active economic agents and strategies to empower women and reduce gender inequalities.

Course Outcomes (Cos):

Upon Completion of this course, the students will be able to

No.	Course Outcomes	K-Levels
CO1	Understand the Gendered jobs and Social Inequality	K1, K3
CO2	describes the Issues of wage discrimination and exploitation in unorganised sector	K3,K4
CO3	Explain the Gender issues in Health, Environment, Family welfare Measures	K4,K5
CO4	Evaluate the Impact of Globalization on working women and National Policy for the empowerment of women 2001	K1, K3,K4
CO5	Assess the Initiatives towards recognition of women as agents of development from sixth five year plan.	K1,K4,K5

K1 – Knowledge, K2 - Understand, K3 – Apply, K4 – Analyse, K5 – Evaluate, K6 – Create.

Unit I: Introduction

Definition- Objectives of Gender Studies - Importance of gender Studies -Women and work: unpaid, underpaid and casual work - Women in primary, secondary and tertiary sectors - Classification of work in Indian census and NSSO – Main workers, marginal workers, non-workers - Invisibility of women's work, problems in measurement - Non-recognition of women's work in national income accounting

Unit II: Gender Inequality in Labor Market

Segmented Labor Market and Occupational Segregation - Gendered jobs and Social Inequality - Sex Segregation at Work Place - Globalisation and its impact on gender - Issues of wage discrimination and exploitation in unorganised sector - Women's participation in organised sector - Gender Discrimination - Gender issues at the work place

Unit II: Social Empowerment

Women in Higher Education - Gender issues in Health, Environment, Family welfare Measures - Indecent representation of Women in media - Women in Difficult circumstances; Constitutional.



Unit III: Economic Empowerment

Introduction - organized sector, unorganized sector - Role of Women in Economic Development – Female Poverty and Poverty alleviation programmes - Status of Women farmers and land rights - Women Entrepreneurs - Impact of Globalization on working women - National Policy for the empowerment of women 2001.

Unit V: Social issues and Women in Indian Planning

Issues in the Unorganized sector of Employment - Women's work: Status and problems - problems of Dalit women - Invisibility of women in official data system - Absence of gender disaggregated data - Initiatives towards recognition of women as agents of development from sixth five year plan.

Text books

1. Eswaran, M. (2014). *Why gender matters in economics*. Princeton University Press.
2. Becchio, G. (2019). *A History of Feminist and Gender Economics*. Routledge.

References

1. Humphries, J. (1995). *Gender and economics*. Edward Elgar Publishing.
2. Dijkstra, G., & Plantenga, J. (2013). *Gender and economics: a European perspective*. Routledge.
3. Negra, D., & Tasker, Y. (2014). Introduction. Gender and recessionary culture. In *Gendering the Recession* (pp. 1-30). Duke University Press.

Web Resources

1. https://www.academia.edu/9_Ch_1_Gender_Economi...
2. <https://ftp.iza.org/>.
3. <https://www.oecd.org/derec/worldbankgroup>

CO-PO Mapping (Course Articulation Matrix)

CO / PO	PSO1	PSO2	PSO3	PSO4	PSO5	PSO6
CO1	2	3	3	3	2	3
CO2	2	2	2	3	2	3
CO3	3	2	3	3	2	3
CO4	2	2	2	2	3	3
CO5	3	2	3	2	3	2
Weightage	12	11	14	15	12	14
Weighted percentage of Course Contribution to Pos						

Level of Correlation between PSO's and CO's

(Suggested by UGC as per Six Sigma Tool – Cause and Effect Matrix)

Assign the value

1 – Low 2 – Medium 3 – High 0 – No Correlation





URBAN ECONOMICS

Credit : 3
Hours/week: 4
Medium of Instruction: English

COURSE CODE: 23KP2ECECEC3:2

Course Objectives

1. To equip with theory and measurement of urban economic growth and development, spatial structure of cities and urbanization.
2. The course outlines the issues of urban poverty and its impact on urbanization.

Course Outcomes (Cos):

Upon Completion of this course, the students will be able to

No.	Course Outcomes	K-Levels
CO1	Understand scope of urban economics and urban economic growth	K1, K2, K3
CO2	Describe the process of urbanisation and classification of urban areas	K3, K5
CO3	Evaluate the various theories of urban growth and spatial structure	K2, K4
CO4	Explain the urban Labour Market, Labour Force Participation and Distribution of Workers	K1, K2
CO5	Familiarize the urban problems and planning process.	K1, K4, K5

K1 – Knowledge, K2 - Understand, K3 – Apply, K4 – Analyse, K5 – Evaluate, K6 – Create.

Unit I: Introduction

Definition and Scope of Urban Economics - Sources of Urban Growth –International migration, Trends in growth of urban population in the world - Urban reclassification and physical expansion of urban boundaries –Urbanization and agglomeration economies – industrialization and services sector growth –Urbanization and urban economic growth – Urbanization and globalization.

Unit II: Economics of Urbanization

The Process of urbanization: Nature and dimensions, factors initiating and perpetuating urbanization process - Characteristics of an economy passing through different stages of urbanization - Classification of urban areas by demographic, geographical and economic criteria- Process of sub-urbanization

Unit III: Theories of Urban Growth and spatial structure

Christaller's Central Place Theory - The Human Ecological Approach to Urban Growth - Urban Size: Ratchet-Rank Size Rule - Migration and urban economic growth: Harris-Todaro Model – Concepts of City Structure - The Minimization of Costs of Friction Hypothesis - Location Equilibrium of an Urban Firm - The Concentric Zone Hypothesis - Urban Residential Land Use Models: Alonso, Muth, Siegel, Park Burgess.

Unit IV: Urbanization and Labour Market

Urbanisation and Labour Market - Pull and Push Factors for Urbanisation in India - High Wages and Improved Infrastructure - Employment Opportunities and Educational facilities -

Growth of formal and Informal economic activities - Labour Force Participation and Distribution of Workers

Unit V: Urban Problems and Urban Planning

Over Population and congestion - Urban housing problem - Urban environment: Air, Water and Noise Pollution - Urban poverty and inequality - Urban Infrastructure: transport Water Supply, Sanitation and Solid waste management - Need for Urban Planning: Objectives and Techniques - Emerging Planning Process - Comprehensive Development Plan – Master Plan – Jawaharlal Nehru National Urban Renewal Mission - Smart Cities

Text books

1. Shukla, V. (1996) Urbanization and Economic Growth, Himalaya Publishers Pvt. Ltd (New Delhi).
2. Robert L Bish and Hugh O Nourse (1975), Urban Economics and Policy Analysis, McGraw Hill Kogakusha Ltd (Tokyo).

References

1. O' Sullivan (2012), Urban Economics, McGraw Hill Higher Education (Boston).
2. Edwin S. Mills. (1987). Handbook on Regional and Urban Economics, Volume 2: Urban Economics. North-Holland (Amsterdam).
3. Duranton, G., & Strange, W. C. (1986). *Handbook of regional and urban economics: applied urban economics* (Vol. 3). Elsevier.

Web resources

1. <https://link.springer.com › bfm:978-1-349-15661-0 › 1.pdf>
2. https://www.academia.edu › Urban_economics_Arthur_O.
3. <https://www.ysk-books.com › show › book › regional-a.>

CO-PO Mapping (Course Articulation Matrix)

CO /PO	PSO1	PSO2	PSO3	PSO4	PSO5	PSO6
CO1	2	3	3	3	2	3
CO2	3	3	3	3	2	3
CO3	3	2	3	2	2	3
CO4	3	2	2	2	3	3
CO5	3	2	2	2	3	3
Weightage	14	12	13	14	12	15
Weighted percentage of Course Contribution to Pos	2.8	2.4	2.6	2.8	2.4	3

Level of Correlation between PSO's and CO's

(Suggested by UGC as per Six Sigma Tool – Cause and Effect Matrix)

Assign the value

1 – Low 2 – Medium 3 – High 0 – No Correlation



RESOURCE ECONOMICS

Credit : 3

Hours/week: 4

Medium of Instruction: English

COURSE CODE: 23KP2ECECEC4:1

Course Objectives:

1. To trace the resources in the country
2. To understand the quality of the available natural resources.

Course Outcomes (COs):

Upon Completion of this course, the students will be able to



S.No	Course Outcomes	K-Levels
CO1	Ability to understand land resources in India and the issues related to it	K ₁ , K ₂ , K ₃ , K ₄
CO2	Assess the availability of Forest resources and understand the methods to conserve the resources	K ₁ , K ₂ , K ₃ , K ₄
CO3	Understand the water resources in the country and related environmental issues	K ₁ , K ₂ , K ₃ , K ₄
CO4	Trace the mineral resources in the country	K ₁ , K ₂ , K ₃ , K ₄
CO5	Ability to know about conservation of Natural Resources	K ₁ , K ₂ , K ₃ , K ₄

K₁ – Knowledge, K₂ - Understand, K₃ – Apply, K₄ – Analyse, K₅ – Evaluate, K₆ – Create.

Unit I: Introduction

Land Resources in India - Types of soil- Land resource Classification -Forest ,Barren land, Pastures and grazing land, cultural Waste Land, Fallow Land, Agricultural Land -Net Sown Area - Land degradation and soil Erosion-Preventive Measures.

Unit II: Role of Resources in Economic Development

Forest Resources-Role of Forests in Economic Development-Forest cover in India-Deforestation-Effects of Deforestation-Urban Forestry - Objectives of Urban Forestry- Social Forestry-Constraints in Social Forestry - Collective Participatory Forest Management – Recent National Forest Policy Act

Unit III: Water Resources in India

Water Resources in India -Surface Water –Ground Water –Water Demand and Utilisation- Water Resource Planning- Multi –objective Approach-Benefit Cost Ratio-Capital outlay-Environmental Impact Assessment (EIA)-Manageability of the project-Sustainable Water Management-Recent National Water Policy

Unit IV: Mineral Resources

Mineral Resources- Metallic Minerals-Non Metallic Minerals –Mineral Fuels- Environmental Costs of Extracting Mineral Resources-Environmental Impacts of Mineral Resource Extraction and Use-Mineral Conservation and Development Rules (1988)

Unit V: Conservation and Management of Natural Resources

Conservation and Management of Natural Resources - Meaning and objectives of Conservation. Conservation of Renewable Resources: Soil conservation- Water conservation- Forests conservation-Fish Conservation-Biodiversity Conservation. Conservation of Non Renewable Resources: Energy Conservation-Mineral Conservation

Text Books:

1. M.L.Jhingan, ChandarK.Sharma (2007) Environmental Economics Theory, Management and Policy, Vrindha Publications, New Delhi
2. G.Paneerselvam (2008) Economics of Natural Resources in India ,Abhijeet Publications ,New Delhi

Reference Books:

1. Jon .M.Conrod (2010), Resource Economics ,Cambridge University Press,U.K
2. John C.Bergstrom& Alan Randall (2010), Resource Economics –An Economic Approach to Natural Resource and Environmental Policy, Edward Elgar Pub,Ltd
3. Judith Rees (2019) Natural Resources Allocation Economics and Policy,Routledge,UK

Web Resources:

1. <https://www.india.gov.in/topics/environment-forest/natural-resources>
2. <https://ibm.gov.in/writereaddata/files/09182018162439Mineral%20Scenario%20pdf.pdf>

CO-PO Mapping (Course Articulation Matrix)

CO /PO	PSO1	PSO2	PSO3	PSO4	PSO5
CO1	3	3	3	3	3
CO2	3	3	3	3	3
CO3	3	3	3	3	3
CO4	3	3	3	3	3
CO5	3	3	3	3	3
Weightage	15	15	15	15	15
Weighted percentage of Course Contribution to Pos	3	3	3	3	3

Level of Correlation between PSO's and CO's

(Suggested by UGC as per Six Sigma Tool – Cause and Effect Matrix)

Assign the value

1 – Low 2 – Medium 3 – High 0 – No Correlation



ECONOMICS OF CLIMATE CHANGE

Credit : 3

Hours/week: 4

Medium of Instruction: English

COURSECODE: 23KP2ECECEC4:2

Course Objectives

1. The objective of this course is to analyse climate change from an economic perspective.
2. The problem is characterized as one of regulating a global stock externality in an intertemporal setting and in the presence of uncertainty and irreversibility.

Course Outcomes (Cos):

Upon Completion of this course, the students will be able to

No	Course Outcomes	K-Levels
CO1	To define and explain the science of climate change.	K1, K2
CO2	To explain and identify the climate change policy.	K2, K3
CO3	To illustrate and analyse the integrated assessment of climate changes.	K2, K4
CO4	To classify, compare and evaluate climate change impact assessment.	K4, K5
CO5	To estimate and illustrate the climate change negotiations and equity.	K5, K6

K₁ – Knowledge, K₂ - Understand, K₃ – Apply, K₄ – Analyse, K₅ – Evaluate, K₆ – Create.

Unit I: Introduction

Science of climate change; global and regional climate predictions; uncertainty in science; physical impacts of climate change – agriculture, sea level rise, health, extreme events; policy debate.

Unit II: Climate Change Policy - Mitigation

Efficiency, public goods, externalities; environmental policy instruments – emissions trading, carbon tax, emission trading versus tax; stock pollutants and discounting; decisions under risk and uncertainty;

Unit III: Integrated Assessment

Costs and benefits of greenhouse gas mitigation; integrated assessment models; simulation exercises based on DICE model and its variants; sensitivity and uncertainty analysis; Stern review.

Unit IV: Climate Change Policy - Adaptation

Climate change impact assessment – applications for agriculture, sea level rise and health; vulnerability assessment; economics of adaptation; measurement of adaptation cost; issues in financing adaptation.



Unit V: Climate Change Negotiations and Equity

Criteria for distribution of emission reduction burden; distribution criteria for adaptation fund; inter and intra-generational equity issues; discounting in climate change context

Text Books:

1. Perman, R., Ma, Y., Common, M., Maddison, D., McGillvray, J., *Natural Resource and Environmental Economics*, Pearson Education Limited, 2011 (4th Edition).
2. Intergovernmental Panel on Climate Change – Fifth Assessment Report, 2011 Stern, N., *The economics of climate change – The Stern Review*, Cambridge University Press, 2006.

Reference:

1. F. Ackerman, E. Stanton: *Climate Economics: State of the Art*. Routledge (2013)
2. W. Nordhaus: *A Question of Balance*. Yale University Press (2008)
3. D. Acemoglu, P. Aghion, Leonardo Burszryn, D Hemous. (2012). "The environment and directed technical change," *American Economic Review*, 102(1): 131-166.

Web Resources:

1. <https://www.google.com/url?sa=r&rcr=j&q=&esrc=s&source=web&cd=&cad=rja&uact=8&ved=2ahUKEwic>
2. <https://www.google.com/url?sa=r&rcr=j&q=&esrc=s&source=web&cd=&cad=rja&uact=8&ved=2ahUKEwic>

CO-PO Mapping (Course Articulation Matrix)

CO / PO	PSO1	PSO2	PSO3	PSO4	PSO5	PSO6
CO1	3	3	3	3	3	3
CO2	3	3	3	3	3	3
CO3	3	3	3	3	3	3
CO4	3	3	3	3	3	2
CO5	3	3	3	3	3	3
Weightage	15	15	15	15	15	15
Weighted percentage of Course Contribution to Pos	3.0	3.0	3.0	3.0	3.0	3.0

Level of Correlation between PSO's and CO's

(Suggested by UGC as per Six Sigma Tool – Cause and Effect Matrix)

Assign the value

1 – Low 2 – Medium 3 – High 0 – No Correlation



SOCIAL ETHICS AND RESPONSIBILITIES
(Women Empowerment, Disability, Social Inclusion)

Credit : 2
Hours/week: 4
Medium of Instruction: English

COURSE CODE: 23KP2ECSECI

Course Objective:

1. To understand the importance of Ethical Values.
2. To equip the students with social responsibilities

Course Outcomes (Cos):

Upon Completion of this course, the students will be able to

No.	Course Outcomes	K-Levels
CO1	Understand the importance of Ethics and outlining the various types of Ethical Issues in an organization	K1, K2, K4
CO2	Categories the ethical issues in the workplace	K2, K4, K5
CO3	Evaluate the need for Corporate Social Responsibility	K1,K4
CO4	Design Policies for Social inclusion	K4,K5
CO5	Know various schemes for disabled	K5,K6

K1 – Knowledge, K2 - Understand, K3 – Apply, K4 – Analyse, K5 – Evaluate, K6 – Create.

Unit I: Introduction

Social Ethics – Definition - -Ethical Model: Golden Rule Model and Kantian Model- Ethical Decision-making, Ethical Dilemmas in Organization, Corporate Governance- Types of Ethical Issues - Theft - Bribery and Corruption - Exploitation of Employees – Discipline - Whistle Blowing.

Unit II: Workplace and Professional Ethics

Ethical Issues in Workplace- Types - Accountability - Employee Favoritism -Bad Leadership Behavior- Gender Ethics- Sexual Harassment and Discrimination.

Unit III: Social Responsibility of Business

Social Responsibility of Business – Shareholders-Employees -Customers-Community and Government - Corporate Social Responsibility Initiatives -Dimensions-Ethics of Environment Protection & Pollution Control.

Unit IV: Social Inclusion

Meaning of Social Inclusion and Exclusion – Dimensions of Social Inclusion- Gender Inclusion and Equality



Unit V: Opportunities for Disabled

Mainstreaming Disability- Provision of Employment Opportunities for disabled – Indian Government Schemes – Ministry of Social Justices and Empowerment

Textbooks:

1. Jenny Teichman (1996) Social Ethics A Student's Guide Wiley Blackwell
2. John S.Feinburg and Paul D.Feinburg(2010) Ethics for a Brave New World, Crossway.

References

1. Denis Collins and Patricia Kanashiro (2017) Business Ethics: Best Practices for Designing and Managing Ethical Organizations SAGE Publications, Inc; Third edition
2. William H.Shaw (2016) Business Ethics : A textbook with Cases Cengage Learning
3. Govindarajan M.,Senthilkumar M.S. Natarajan (2013)Professional Ethics and Human Values,PHI

Web Resources

1. <https://pachamama.org/social-justice/social-responsibility-and-ethics>
2. <http://www.fimt-ggsipu.org/study/bbabi310.pdf>
3. <https://www.socialworkers.org/About/Ethics/Ethics-Education-and-Resources>

CO-PO Mapping (Course Articulation Matrix)

CO /PO	PSO1	PSO2	PSO3	PSO4	PSO5
CO1	3	3	3	3	3
CO2	3	3	2	3	3
CO3	3	3	3	3	3
CO4	3	3	3	2	3
CO5	3	3	3	3	3
Weightage	15	15	14	14	15
Weighted percentage of Course Contribution to Pos	3	3	2.8	2.8	3

Level of Correlation between PSO's and CO's

(Suggested by UGC as per Six Sigma Tool – Cause and Effect Matrix)

Assign the value

1 – Low 2 – Medium 3 – High 0 – No Correlation



ADVANCED MACROECONOMICS

COURSE CODE: 23KP3EC07

Credit : 5

Hours/week: 6

Medium of Instruction: English

Course Objective:

1. This course on macroeconomics intends to make the students understand the working of the economy as a whole, integrating the different markets.
2. This course also gives the Classical and Keynesian perspectives on the economic factors affecting an economy's general equilibrium.

Course Outcomes (Cos):

Upon Completion of this course, the students will be able to

No.	Course Outcomes	K-Levels
CO1	Defines and understand the concepts of general Equilibrium in the Economy and its models and approaches	K1, K2
CO2	Define, Illustrate and examine the role of rational expectations influencing macroeconomics variables, models of income and the various approaches to the working of business cycles.	K1, K2, K4
CO3	To demonstrate, identify and to understand the functions of the major propositions of new Keynesian macroeconomics	K2, K3, K4
CO4	To understand how, Evaluate and to analyse the open economy model in post Keynesian era	K1, K4, K5
CO5	To explain and apply the role of stabilization policies such as fiscal and monetary policy on the economy and to analyze, elaborate and to know the importance government policies and tax frame work	K2, K3, K4, K5, K6

K1 – Knowledge, K2 - Understand, K3 – Apply, K4 – Analyse, K5 – Evaluate, K6 – Create.

Unit I: Classical, Keynesian and Post Keynesian Macroeconomics

Classical Theory of Output and Employment- Full employment equilibrium- AD-AS Model-Keynesian Theory of Output and Employment- Under employment equilibrium- Effective Demand-Hicks Hansen IS-LM- BP Model.

Unit II: The New Classical Macroeconomics

Assumptions of Rational Expectation Hypothesis- Policy Ineffectiveness Theorem- Aggregate supply hypothesis- Policy implications of new classical Approach- Source of Productivity shocks in Real Business Cycle Theory- Stabilisation Policy and Unemployment- Role of money in Real Business Cycle Theory'- Policy implications of real business cycle theory- DAD-DAS Model.



Unit III: New Keynesian Macroeconomics

Core propositions of new Keynesian macroeconomics- Wage and Price Rigidities- New Keynesian business cycle theory- Policy implications of new Keynesian macroeconomics

Unit IV: Open Economy Macroeconomics

Openness in goods in financial market- output interest rate and exchange rate- exchange rate regimes- exchange rate and balance of payments- Mundell- Fleming Model.

Unit V: Macroeconomic Policies

Stabilisation policies- Theory of policy- Tinbergens Approach- Fiscal Policy- Monetary Policy- Optional Policy Mix- Crowding out effect- Bond Financed and Tax Financed Government Expenditure- Rules Vs Discretion- Government Budget and Budget Deficit.

Text Books

1. Dornbusch, Rudiger, Stanley Fischer, and Richard Startz (2000). Macroeconomics, Tata McGraw-Hill Publishing Company, New Delhi.
2. Roger E.A. Farmer (2002), Macro Economics, Thompson Asia Pvt. Ltd., Singapore.

Reference Books

1. Michl, T. R. (2015). Macroeconomic Theory: A Short Course: A Short Course. Routledge.
- Levacic, R. (1982). Macroeconomics: an introduction to Keynesian-neoclassical controversies (No. 339.2 L4.). Macroeconomics: Dornbusch, Fischer, and Startz (Ninth Edition), 2004. Tata McGraw-Hill
2. Blanchard, O., & Giavazzi, F. (2003). Macroeconomic effects of regulation and deregulation in goods and labor markets. The Quarterly Journal of Economics, 118(3), 879-907.
- Romer D., 1996, Advanced Macroeconomics, McGraw-Hill International.
3. Obstfeld, M., Rogoff, K. S., & Wren-lewis, S. (1996). Foundations of international macroeconomics (Vol. 30). Cambridge, MA: MIT press.
- Krugman, P.R., and M. Obstfeld, 2003, International Economics: Theory and Policy, 6th edition, India: Pearson Education.

Web Resources

1. <https://www.econlib.org/library/Enc/bios/Keynes.html>
2. <https://www.postkeynesian.net/post-keynesian-economics/>
3. <https://www.bu.edu/econ/files/2014/08/DLS1.pdf>

CO-PO Mapping (Course Articulation Matrix)

CO / PO	PSO1	PSO2	PSO3	PSO4	PSO5
CO1	2	3	2	2	3
CO2	2	3	2	3	3
CO3	2	3	3	3	3
CO4	3	3	3	2	3
CO5	3	3	3	3	3
Weightage	12	15	13	13	15
Weighted percentage of Course Contribution to Pos	2.4	3	2.6	2.6	3

Level of Correlation between PSO's and CO's

(Suggested by UGC as per Six Sigma Tool – Cause and Effect Matrix)

Assign the value

1 – Low 2 – Medium 3 – High 0 – No Correlation



PUBLIC ECONOMICS

COURSE CODE: 23KP3EC08

Credit: 5

Hours/week: 6

Medium of Instruction: English

Course Objectives:

1. To understand the economics of government expenditure and taxation.
2. To discuss the implications of policy for efficiency and equity.

Course Outcomes (Cos):

Upon Completion of this course, the students will be able

No.	Course Outcomes	K-Levels
CO1	To label and interpret the basic theories of public finance.	K1,K2,
CO2	To explain, identify and analyse the public expenditure.	K2,K3,
CO3	To recall, outline and determine about taxes	K1,K2,K5,
CO4	To organize, examine and evaluate about fiscal policy.	K3,K4,
CO5	To summarize, develop and explain about Indian public finance.	K2,K3,K5,

K1 – Knowledge, K2 - Understand, K3 – Apply, K4 – Analyse, K5 – Evaluate, K6 – Create.

Unit I: Introduction

Introduction Role of public finance - Major Fiscal functions- Private and Public goods – Mixed goods – Merit goods- Social goods-Market failure Public goods and externalities.

Unit II: Theories of Public Expenditure

Public Expenditure Theories of Public Expenditure – Musgrave – Wagner - Peacock Wiseman– Growth of Public Expenditure – Canons and Evaluation of Public Expenditure.

Unit III: Taxation

Taxation and Public Debt Direct and Indirect taxation – Canons and Principles of Taxation – Theory of optimal taxation – modern theory of incidence- Classification and Sources of public debt–Burden of public debt–Principles of public debt–Methods of repayment of public debt–Compensatory aspects of public debt policy.

Unit IV: Fiscal Policy

Fiscal Policy and Fiscal Federalism Objectives and Instruments of Fiscal policy – Compensatory Fiscal policy – Fiscal policy for Economic stability and growth– Effectiveness of fiscal policy- Fiscal federalism – Role of finance commission – Principles – Recommendations of 14th Finance Commission and Terms of Reference of the 15th Finance Commission – Transfer of resources from Union and States and States to Local Bodies.



Unit V: Financial Administration

Indian Public Finance - Financial Autonomy in India – Tax Reform proposals of Kelkar Committee Tax structure and Working of Fiscal federalism in India – Resource transfer from union to state of Tamil Nadu – VAT – Merits and Demerits- GST design, implementation and impact- Fiscal consolidation in India since 2001-2002 – Fiscal responsibilities of central and state- FRBM Act 2003- Central and State government Budgets – issues of fiscal deficit- Fiscal policy and Economic downturn : Fiscal correction versus additional Stimulus.

Text Books:

1. Tyagi B.P., Public Finance, Jai PrakashNath& Company, 2014
2. AmerashBagchi (2005), Readings in Public Finance, Oxford University Press, New Delhi.

References:

1. AmerashBagchi (2005), Readings in Public Finance, Oxford University Press, New Delhi.
2. Rao, M. Govida and Nirvikar Singh, (2005), The Political Economy of Federalism in India, Oxford University Press, New Delhi.
3. Government of India, Economic Survey (Annual issues). Ministry of Finance, New Delhi. Tamilnadu State Council for Higher Education 15.

Web Resources:

1. <https://www.india.gov.in/my-government/documents/policy>
2. <http://www.niti.gov.in>
3. <https://www.indiabudget.gov.in/>

CO-PO Mapping (Course Articulation Matrix)

CO /PO	PSO1	PSO2	PSO3	PSO4	PSO5
CO1	3	3	3	3	3
CO2	3	3	3	3	3
CO3	3	3	3	3	3
CO4	3	3	3	3	3
CO5	3	3	3	3	3
Weightage	15	15	15	15	15
Weighted percentage of Course Contribution to Pos	3.0	3.0	3.0	3.0	3.0

Level of Correlation between PSO's and CO's

(Suggested by UGC as per Six Sigma Tool – Cause and Effect Matrix)

Assign the value

1 – Low 2 – Medium 3 – High 0 – No Correlation





RESEARCH METHODOLOGY

Credit : 5

Hours/week: 6

Medium of Instruction: English

COURSE CODE: 23KP3EC09

Course Objectives

1. This course describes the ethical issues in social science research and the present position of economic research. It covers data collection methods and different types of research design. It also discusses about qualities of a good research report
2. To Develop and equip quality research culture among students

Course Outcomes (Cos):

Upon Completion of this course, the students will be able

No.	Course Outcomes	K-Levels
CO1	To understand what are all the basic concepts in Research and explain means of data collection	K1, K2
CO2	Explain and distinguish various sources of primary and secondary data and to apply it in data collection	K2, K3, K4
CO3	Demonstrate, construct, and explain the functions of presenting data in different methods	K2, K4, K5, K6
CO4	To develop the statistical inference and to explain the errors that can happen during data analysis	K3, K4, K5, K6
CO5	To illustrate, identify, evaluate and create new models and evaluate the data	K2, K3, K4, K5, K6

K1 – Knowledge, K2 - Understand, K3 – Apply, K4 – Analyse, K5 – Evaluate, K6 – Create.

Unit I: Research in Economics

Research Methods in Economics Nature of Social Science Research – Research Methods in Social Science – Formulating the problem- Types and Sources of Hypothesis – Characteristics of a Good hypothesis- Components and types of research design – Collection of data – sources and methods- Presentation of results – Format of a Report.

Unit II: Data Collection

Sampling and Data collection Sampling; Need, types, Probability sampling, random, systematic, stratified, multistage or cluster sampling, Non Probability sampling; Purposive Judgment, quota and snowball sampling- Data collection; Primary and Secondary data; NSS and censuses data Methods of data collection- Tools of data collection; schedule and questionnaire.

Unit III: Research Design

Data Processing and Presentation Processing and analysis of data: Editing, coding and tabulation; use of computers in social science research- Diagrammatic and graphic representation of data- Interpretation of results and Report writing – Preparation of Project Proposals.

Unit IV: Data Analysis - I

Statistical Inferences Census Versus sampling -Random and Non-Random sampling Techniques Estimation – Point and interval estimation – Statistics and Parameter – Standard Error – Confidence interval- Null and Alternative hypothesis – Type I Error and Type II Error, Level of Significance – Critical region – Steps in Testing of Hypothesis.

Unit V: Data Analysis - II

Large and small Sample Tests Properties and uses of Normal Distribution – Standard normal 'Z' Statistic Z-Test of Significance of proportions, means and Correlation- 't' Test for sample mean and Equality of mean – Paired 't' Test- Chi-Square Test for Association of Attributes.

Text Books:

1. C.R. Kothari (2002), Research Methodology Vikas publishing House, New Delhi.
2. Goode W. J and Hatt(1952), Methods in Social Research, Mcgraw Hill Book Co, Tokyo.

Reference:

1. Young, Pauline V., Scientific Social Surveys and Research, 4th Edition, Prentice Hall of India, 1977
2. Bryman, Alan, Social research methods, 4th Edition, Oxford University Press, 2008
3. Patton, M.Q., Qualitative Research and Evaluation Methods, 3rd Edition Sage 41 Publications, 2002

Web Resources

1. www.socialresearchmethods.net
2. www.ualberta.ca
3. <http://finmin.nic.in>

CO-PO Mapping (Course Articulation Matrix)

CO/PO	PSO1	PSO2	PSO3	PSO5	PSO5
CO1	2	3	3	2	3
CO2	2	3	2	3	3
CO3	2	3	3	3	3
CO4	3	3	3	2	2
CO5	3	3	3	3	3
Weightage	12	15	14	13	14
Weighted percentage of Course Contribution to Pos	2.4	3	2.8	2.6	2.8

Level of Correlation between PSO's and CO's

(Suggested by UGC as per Six Sigma Tool – Cause and Effect Matrix)

Assign the value

1 – Low 2 – Medium 3 – High 0 – No Correlation



ECONOMETRIC METHODS

Credit : 4

Hours/week: 6

Medium of Instruction: English

COURSE CODE: 23KP3EC10

Course Objectives:

1. To provide an understanding on the knowledge of Econometrics and its use for Economists and social scientists, how economic theories are used to test empirical data.
2. To provide in depth knowledge on the Econometric models and to examine the meaning and applicability of dummy variables and to recall the basic methods of time series data.

COURSE OUTCOMES:

Upon Completion of this course, the students will be able to

No.	Course Outcomes	K-Levels
CO1	Examine the meaning and applicability of dummy variables	K1, K2, K4
CO2	Estimate the Auto Regressive model and the role of lags in dynamic econometric models	K4, K5
CO3	Identify the problems of ignoring OLS assumptions	K3, K4
CO4	Gain in-depth knowledge in Simultaneous equation models	K2, K4
CO5	Analyze the stochastic process and cointegration model	K3, K5

K₁ – Knowledge, K₂ - Understand, K₃ – Apply, K₄ – Analyse, K₅ – Evaluate, K₆ – Create

Unit I: Basic Regression

Analysis nature and scope of econometrics – simple regression model: specification, OLS method, assumptions of CLRM and Gauss Markov theorem, hypothesis testing and goodness of fit – extensions of simple regression model: regression through origin, scaling and units of measurement, functional forms of regression model – maximum likelihood estimation.

Unit II: Dummy Variable

Dummy Variables- Nature of Dummy Variables- ANOVA Models, ANCOVA Models- Dummy Variable alternative to Chow test- Uses of Dummy Variables Seasonal Analysis-Piecewise Linear Regression. Qualitative response Regression Model- Linear Probability Model, Logit Model, Probit Model, Tobit Model.

Unit III: Dynamic Econometric Model

Dynamic Econometric Model: Autoregressive model and Distributed lag model – Estimation of Distributed Lag Models, The Koyck approach to Distributed—Lag models-Adaptive Expectations Model, Partial Adjustment Model. Estimation of Autoregressive Model- Almon approach to Distributed-Lag Models.



Unit IV: Simultaneous Equation Model

Simultaneous Equation Model-Simultaneous equation bias- Identification Problem-Rules for Identification- Test of Simultaneity-Test of Exogeneity.Simultaneous Equation Methods- Recursive models and ordinary least squares- Methods of Indirect Least squares-Method of Two-Stage least squares- Generalized least squares.

Unit V: Time Series Econometrics

Introduction to Time Series Econometrics: Stochastic Process - Stationary and Non Stationary stochastic process-Unit root stochastic process- Trend stationary and difference stationary stochastic process-Integrated stochastic process – Properties- Unit root tests – Cointegration Model.

Text Books:

1. Damodar N. Gujarati & Sangeetha (2019) Basic Econometrics Tata McGraw-Hill Publishing company Limited New Delhi
2. K. Dhanasekaran (2012) Econometrics, Vrinda Publications.

References:

1. Gujarathi, D.N. (2005), Text Book of Econometrics [McGraw-Hill, New Delhi].
2. Kalirajan, K.P. (1995), Applied Econometrics [Oxford and IBH, New Delhi].
3. Suresh, J. Ghosh (1994), Econometric Theory and Applications [Prentice Hall of India, New Delhi],

Web Resources:

1. <https://learneconometricsfast.com>.
2. <https://inomics.com>.
3. <https://economicsnetwork.ac.uk>.

CO-PO Mapping (Course Articulation Matrix)

CO/PSO	PSO 1	PSO2	PSO3	PSO4	PSO5
CO1	3	3	3	3	2
CO2	3	2	3	3	3
CO3	3	3	3	3	3
CO4	3	2	3	3	3
CO5	3	3	3	2	3
AVERAGE	15	13	15	14	14
Weighted percentage of Course Contribution to Pos	3.0	2.6	3.0	2.8	2.8

Level of Correlation between PSO's and CO's

A (Suggested by UGC as per Six Sigma Tool – Cause and Effect Matrix)

Assign the value

1 – Low 2 – Medium 3 – High 0 – No Correlation



ECONOMICS IN EVERYDAY LIFE

Credit : 3

Hours/week: 3

Medium of Instruction: English

COURSE CODE: 23KP3ECECEC5:1

Course Objectives

1. To ensure the economic view of society and to familiarize the most basic concepts of economics
2. To help the students to reason and apply economic concept in everyday life

Course Outcomes (Cos):

Upon Completion of this course, the students will be able to

No.	Course Outcomes	K-Levels
CO1	To know what is price and to explain and identify its mechanism in economics function	K1, K2, K3
CO2	To define, illustrate and evaluate the value of economics in social customs of the society	K1, K2, K5
CO3	To find and examine the evils happening in the economy and to identify and measures to overcome those evils	K1, K3, K4, K5
CO4	To illustrate, analyse the importance of various dimensions of economics in the society	K2, K4, K5
CO5	Analyse, measure and to discuss the role of economics in the effective functioning of the country	K4, K5, K6

K1 – Knowledge, K2 - Understand, K3 – Apply, K4 – Analyse, K5 – Evaluate, K6 – Create.

Unit 1: Thinking about Prices

What is price – How are prices determined: The concept of willingness to Pay- Understanding Inflation: Meaning of Inflation and how it is measured in India- Inflation rate and the prices you pay in shops: why they diverge - Application: why prices are higher in some locations than others although the production and selling costs are identical.

Unit 2: Economics of Social Customs

Economics of rising age of marriage and declining family size – Economics of Divorce- How economic globalization is changing the Indian family – Economics of gift-giving: why value of gift in kind is higher compared to gift in cash- Application: Reasoning about economic Inequality between men and women.

Unit 3: Economics of Social Evils

Discrimination: Why discrimination can be rational and the economic harm it causes- Pollution: The economic roots of the pollution problem- Economics of the leisure -Addiction: Economic case or legalizing drugs as solution to addiction- Corruption-An Economists Perspective- application: Why prohibition does more harm than good: An Economic Perspective.



Unit 4: Economics of Arts, Sports, and Science

Understanding the declining demand for performing arts from economic perspective- Economics of Sports: Role of economic competition in sport inactivity – Economics and Science: science perspective of economics –What motivates scientific research? –Application : How economic Globalization and commercialization enrich Indian music.

Unit 5: National Issues

The Union Budget and you – Taxes, Subsidies and Fiscal Deficit – How the stock market works – Bulls and Bears- Gig economy - The global economic crisis: Its origin and impact on India- Application: Living through an economic downturn.

Text Books:

1. Robert J. Stonebraker (2005), The Joy of Economics: Making Sense of Life, Winthrop University
2. Tim Harford (2000), The Logic of Life: Discovering the New Economics of Everything, (London: Little).
3. Paul Hayne (1998), Economic Way of Thinking, Prentice Hall.

References:

1. Penson, T. H (2011), The Economics of Everyday Life: A First Book of Economic Study, Nabu Press Cambridge University Press
2. David D. Friedman (1997), Hidden Order: The Economics of Everyday Life, Harper Business
3. David George Surdam (2015), Century of the Leisured Masses: Entertainment and the Transformation of Twentieth-Century America, Oxford University Press

Web Resources

1. <https://www.economicshelp.org/blog/5628/economics/applying-economics-in-everyday-life/>
2. <https://www.sociologygroup.com/economics-in-everyday-life/>
3. <http://acdc2007.free.fr/woodcock2020.pdf>

CO-PO Mapping (Course Articulation Matrix)

CO / PO	PSO1	PSO2	PSO3	PSO4	PSO5
CO1	3	3	3	3	3
CO2	2	3	3	3	3
CO3	3	3	3	3	3
CO4	3	3	2	3	3
CO5	3	3	3	2	2
Weightage	14	15	13	14	13
Weighted percentage of Course Contribution to Pos	2.8	3	2.8	2.8	2.8

Level of Correlation between PSO's and CO's

(Suggested by UGC as per Six Sigma Tool – Cause and Effect Matrix)

Assign the value

1 – Low 2 – Medium 3 – High 0 – No Correlation



ENTREPRENEURIAL DEVELOPMENT

Credit : 3

COURSE CODE: 23KP3ECECEC5:2

Hours/week: 3

Medium of Instruction: English

Course Objectives:

1. To understand the concept of Entrepreneurship
2. To understand the responsibilities and process of an entrepreneur

Course Outcomes (COs):

Upon Completion of this course, the students will be able to

No	Course Outcomes	K-Levels
CO1	Understand the concept of Entrepreneurship	K ₁ , K ₂ , K ₄
CO2	Ability to learn the factors involved in business	K ₁ , K ₂ , K ₄
CO3	Identify the process involved in the project	K ₁ , K ₂ , K ₃ , K ₄
CO4	Assess the methods of Project Appraisal	K ₁ , K ₂ , K ₃ , K ₄ K ₅
CO5	Acquire the knowledge about source of Finance	K ₁ , K ₂ , K ₃ , K ₄

K₁ – Knowledge, K₂ - Understand, K₃ – Apply, K₄ – Analyse, K₅ – Evaluate, K₆ – Create

Unit I: Introduction

Introduction of Concepts Concept of Entrepreneur – characters of an Entrepreneur – distinction between Entrepreneur & Manager – function & Types of Entrepreneur. Concept Entrepreneurial ship – Role in Economic Development, Women Entrepreneurial ship – function, problems recent trends.

Unit II: Entrepreneurial Growth

Entrepreneurial Growth Economic & Non-Economic Factors – Role of Government Entrepreneurial Motivation – Theories – factors- Entrepreneurial Development – Need, Objectives, Phases Evaluation.

Unit III: Project Formulation and Selection

Projects & Entrepreneur Meaning – Identification – Selection- Project Formation: Meaning and Significance - Contents of a Project Report – Formation- Planning Commission Guidelines.

Unit IV: Project Appraisal

Project Appraisal and Finance Concept - methods of Appraisal- Need for financial Planning – Source of finance - Capital structure – Capitalisation – venture capital – Export Finance.



Unit V: Institutional Finance

Institutional Finance to Entrepreneurs Commercial Bank, Industrial Development of India (IDBI), Industrial Finance Corporation of India (IFCI), Industrial Credit & Investment Corporation of India (ICICI) Unit Trust of India (UTI), State Financial Corporation's (SFCs), State Industrial Development Corporation (SIDCO) Exam Bank of India- Institutional Support to Entrepreneur National Small Industries Corporation Ltd.(NSIC)- Small Industries Development Organisation (SIDO)- Small Scale Industries Board (SSIB)- State Small Industries Development Corporations (SSICS)- Small Industries Service Institutes (SISI)- District Industries Centre (DICs).

Text Books:

1. Dr.S.S.Khanka (2011), Entrepreneurial Development, S.Chand& Company Ltd, Ram Nagar New Delhi. State Integrated Board of Studies – Economics PG 58.
2. 4. Poornima M. Charantimath, (2007), Entrepreneurship Development and Small Business Enterprises, Pearson Education, New Delhi.

Reference Books:

1. Vasant Desai, (2008), Dynamics of Entrepreneurial Development and Management, Himalaya Publishing House, New Delhi.
2. Robert D. Hisrich, Michael P. Peters and Dean A. Shepherd,(2007) Entrepreneurship, Tata McGraw Hill, New Delhi.
3. Khanka, S.S. (2007), Entrepreneurial Development, S.Chand& Company, New Delhi.

Web Resources:

1. <https://www.startupindia.gov.in/content/sih/en/reources/l-d-listing.html>
2. <https://elearningindustry.com/entrepreneurship-and-elearning-top-5-elearning-options-newbie-entrepreneurs>

CO-PO Mapping (Course Articulation Matrix)

CO /PO	PSO1	PSO2	PSO3	PSO4	PSO5
CO1	3	3	2	3	3
CO2	3	3	2	3	3
CO3	3	3	3	3	3
CO4	3	3	3	3	3
CO5	3	3	2	3	3
Weightage	15	15	12	15	15
Weighted percentage of Course Contribution to Pos	3	3	2.4	3	3

Level of Correlation between PSO's and CO's

(Suggested by UGC as per Six Sigma Tool – Cause and Effect Matrix)
Assign the value

1 – Low 2 – Medium 3 – High 0 – No Correlation



PERSONALITY DEVELOPMENT

COURSE CODE: 23KP3ECSEC2

Credit : 2
Hours/week: 3
Medium of Instruction: English

Course Objectives:

1. To mark the students able and effective leadership and personality development
2. To learn the self-evaluation skill

Course Outcomes (Cos):

Upon Completion of this course, the Students will be able to

No.	Course Outcomes	K-Levels
CO1	Understand the importance of personality development	K1, K2, K3
CO2	To evaluate the Characteristics of Personality	K3, K5
CO3	Examine and analyse the concept of Self-evaluation	K2, K4
CO4	Describes the concept of Qualities of Personality Development	K1, K2
CO5	Create the self-evaluation and Organizational Context of Leadership and Personality	K1, K4, K5

K1 – Knowledge, K2 - Understand, K3 – Apply, K4 – Analyse, K5 – Evaluate, K6 – Create.

Unit I: Concept of Personality

Personality - Definition and meaning, Importance, Leadership and Management, Leader vs Manager, Essential qualities of an effective leader

Unit II: Personality Characteristics

Personality: Concept and Definition, Determinants of personality, Personality traits, Personality characteristics in organizations

Unit III: Self-evaluation

Self-evaluation, Locus of control, Self-efficacy, Self-esteem, Self-monitoring: Positive and negative Impact. Organizational Context of Leadership and Personality - Contemporary Business Leaders.

Unit IV: Qualities of Personality Development

Body language - Problem-solving - Conflict and Stress Management - Decision-making skills - Character building - Team-work - Time management - Work ethics and etiquette.

Unit V: Aspects of Employability

Resume building- Interactive session – Facing the Personal (HR & Technical) Interview – Self Introduction - Psychometric Analysis - Mock Interview Sessions.



Textbooks:

1. Parikh, M., & Gupta, R. K. (2010). *Organisationalbehaviour*. Tata McGraw Hill Education Pte. Limited.
2. Mullins, L. J., & McLean, J. E. (2019). *Organisationalbehaviour in the workplace*. Harlow: Pearson.

References:

1. Hofmann, D. A., & Jones, L. M. (2005). Leadership, collective personality, and performance. *Journal of Applied psychology*, 90(3), 509.
2. Aurther, J. (2006). *Personality development*. Lotus Press.
3. Roberts, B. W. (2006). Personality development and organizational behavior. *Research in organizational behavior*, 27, 1-40.

Web References

1. <https://hbr.org/2017/09/could-your-personality-derail-your-career>
2. <https://au.indeed.com/career-advice/resumes-cover-letters/personal-skills>
3. [https://socialsci.libretexts.org/Courses/College_of_the_Canyons/COMS_246%3A_Interpersonal_Communication_\(Leonard\)/2%3A_Communication_and_the_Self/2.1%3A_Self-Concept%2C_Self-Esteem_and_Self-Efficacy](https://socialsci.libretexts.org/Courses/College_of_the_Canyons/COMS_246%3A_Interpersonal_Communication_(Leonard)/2%3A_Communication_and_the_Self/2.1%3A_Self-Concept%2C_Self-Esteem_and_Self-Efficacy)

CO-PO Mapping (Course Articulation Matrix)

CO /PO	PSO1	PSO2	PSO3	PSO4	PSO5	PSO6
CO1	2	3	3	3	2	3
CO2	3	3	3	3	2	3
CO3	3	2	3	2	2	3
CO4	3	2	2	2	3	3
CO5	3	2	2	2	3	3
Weightage	14	12	13	14	12	15
Weighted percentage of Course Contribution to Pos	2.8	2.4	2.6	2.8	2.4	3

Level of Correlation between PSO's and CO's

(Suggested by UGC as per Six Sigma Tool – Cause and Effect Matrix)

Assign the value

1 – Low 2 – Medium 3 – High 0 – No Correlation



INTERNATIONAL ECONOMICS

Credit : 5

Hours/week: 6

Medium of Instruction: English

COURSE CODE: 23KP4EC11

Course Objectives:

1. To make the students to understand theories of International Trade.
2. To understand the concept of balance of payments and equilibrium in BOP and to know the functioning of international institutions and its role.

Course Outcomes (COs):

Upon Completion of this course, the students will be able to

No.	Course Outcomes	K-Levels
CO1	Understand Theories of International trade	K ₁ , K ₂ , K ₃
CO2	Learn the Recent Theories in International trade	K ₁ , K ₂ , K ₃
CO3	Ability to know the concept of Balance of Payments Policies	K ₁ , K ₂ , K ₃ , K ₄
CO4	Assess the working of MNCs, Foreign Aid	K ₁ , K ₂ , K ₃
CO5	Understand the working of Foreign Exchange	K ₁ , K ₂ , K ₃

K₁ – Knowledge, K₂ - Understand, K₃ – Apply, K₄ – Analyse, K₅ – Evaluate, K₆ – Create.

Unit I: Theories of Trade - I

Pure Theory of International Trade Comparative Cost Theory - Refinements of Comparative Cost Theory Modern Theory of Factor Endowments – Leontief Paradox- Factor price equalization theorem – Factors Intensity Reversal: The Stolper-Samuelson Theorem and the Rybezynski Theorem.

Unit II: Theories of Trade - II

Recent Theories of International Trade Karvi's Theory of Availability – Lindar's Theory of Volume of Trade and demand pattern- Posner's Technological Gap Theory – Vernon's Product Cycle Theory - Kenen's Human capital theory- Intra- Industry Trade – Theory of Imperfect Competition - Strategic Theory – External Economies and International Trade.

Unit III: Balance of Payment

Balance of Payments Policies BOP Disequilibrium – Adjustment Mechanism: Elasticity Approach, Absorption approach and Monetary Approach- Expenditure changing monetary and fiscal policy – Monetary and Fiscal policies for internal and external balance: The Swan Model and Mundallian Model- Expenditure Switching Policies and Expenditure Reducing Policies – Foreign Trade Multiplier.



Unit IV: Foreign Aid

Foreign Aid and MNCs. Foreign Aid - Types of Foreign aid – Advantages and Disadvantages – Factors determining foreign aid - Foreign Investment – Foreign Direct investment – Types of FDI – FDI Policy of India- Multinational Corporations – Features of Multinational Corporations - Advantages and Limitations of MNCs – MNCs and International Trade.

Unit V: Foreign Exchange

Managing Foreign Exchange Risk Foreign exchange risk - Sources of foreign exchange risk – types of exchange rate risk - Transaction risk, Translation risk, Economic risk Measurement of Exchange Rate Risk - value-at-risk (VAR) model. Methods of managing foreign exchange risk - internal and external techniques- Forward contracts, Money market hedges, Currency futures, Currency Options, Currency swaps.

Text Books:

1. D.N. Dwivedi (2013) International Economics: Theory And Policy. Vikas Publishing House ,New Delhi
2. M.L.Jhingan (2016) International Economics, Vrindha Publications ,New Delhi

References:

1. Francis Cherunillam (2004), International Economics (Tata McGraw Hill, New Delhi).
2. Paul Krugman and Maurice (2013), International Economics: Theory and Policy (New Delhi: Pearson).
3. J.N. Bhagwati (2003), Free Trade Today (Oxford University Press, New Delhi). State Integrated Board of Studies – Economics PG 20.

Web References:

1. <https://www.worldbank.org/en/country/eu>
2. <https://www.imf.org/en/Data>
3. <https://www.economagic.com/>

CO-PO Mapping (Course Articulation Matrix)

CO /PO	PSO1	PSO2	PSO3	PSO4	PSO5
CO1	3	3	3	2	3
CO2	3	3	3	2	3
CO3	3	3	3	2	3
CO4	3	3	3	3	3
CO5	3	3	3	3	3
Weightage	15	15	15	12	15
Weighted percentage of Course Contribution to Pos	3	3	3	2.4	3

Level of Correlation between PSO's and CO's

(Suggested by UGC as per Six Sigma Tool – Cause and Effect Matrix)

Assign the value

1 – Low 2 – Medium 3 – High 0 – No Correlation



DEVELOPMENT ECONOMICS

COURSE CODE: 23KP4EC12

Credit : 5

Hours/week: 6

Medium of Instruction: English



Course Objectives:

1. Tracing the evolution of theories of economic development
2. To impart ideas on economic development and economic growth and its determinants and to familiarize the students about the index of measuring economic development

Course Outcomes (Cos):

Upon Completion of this course, the students will be able to

No.	Course Outcomes	K-Levels
CO1	Understand the concepts of Development	K ₁ , K ₂ , K ₃
CO2	Acquire knowledge about the theories of economic development	K ₁ , K ₂ , K ₃
CO3	Ability to understand the concepts related to Poverty , Inequality, Health and Education	K ₁ , K ₂ , K ₃
CO4	Gain knowledge about the insights of Rural Development	K ₁ , K ₂ , K ₃ , K ₄ , K ₅
CO5	Understand the role of State in Fiscal Management	K ₁ , K ₂ , K ₃ , K ₄ , K ₅

K₁ – Knowledge, K₂ - Understand, K₃ – Apply, K₄ – Analyse, K₅ – Evaluate, K₆ – Create.

Unit I: Introduction conceptualizing development

Introduction Conceptualizing development: (a) GNP) as development indicator (b) Sen's capabilities approach to development: The Human Development Index- The structural characteristics of developing economies- Factors of development : (a) Capital accumulation (b) Labour (c) Natural resources (d) Technological Progress (e) Social institutions cultural values and entrepreneurial ability.

Unit II: Theories of Development as growth

Theories of Development as growth: (a) Harrod-Domar model (b) Rostow's stages of growth theory (c) Lewis theory (d) balanced and unbalanced growth (e) Neo classical growth theory –Solow Model- Contemporary theory of development: (a) New growth theory: Romer model (b) Underdevelopment as Co-ordination failure (c) Kremer's O-Ring theory of development- Dependency theory-path dependence in development: QWERTY- Geography and development: Krugman's theory.

Unit III: Poverty, Inequality and Human Capital Measurement

Poverty, Inequality and Human Capital Measurement of inequality and poverty-Inverted -U hypothesis - Cause of inequality- Investing in education and health-the human capital approach Education and Development (a) social and private benefits of education- (b) education, inequality and poverty (c) Women's education and development Health system in development

(a) health and productivity (b) financing health system in developing economics (c) Gender perspective in health care.

Unit IV: Agriculture and Rural Development

Agriculture and Rural Development The role of agriculture in development- Agricultural policy: (a) agricultural taxation (b) pricing policy- Risk aversion and uncertainty in subsistence farming-sharecropping and interlocking factor markets- Rural urban migration –Todaro model – Rural credit markets (a) providers and characteristics (b) theories of informed credit markets: lender's monopoly and default collateral.

Unit V: Policies for Market Development

Policies for development Market and the state in development:(a) The Washington consensus components and critical evaluation (b) The role of state in development (c) market failure state failure and development- Trade Policy in development : (a) import substitution (b) export promotion- Fiscal policy for development: (a) direct Vs indirect taxes (b) pattern and level of taxation.- Financial system in development: (a) the role of financial system in development (b) role of central banks (c) financial liberalization.

Text Books:

1. Jhingan M.L. Jhingan B K.,2019 The Economics of Development and Planning,42 ed., Vrinda Publications
2. Agrawal, A.N., Indian Economy: Problems of Development and Planning

References

1. Michael P. Todaro and Stephen C. Smith (2004), Economic Development, Pearson Education, Singapore cha- 2, 6,7, 8.
2. Yujiro Hayami (2003), Development Economics: OxfordUniversity Press, New Delhi. Tamilnadu State Council for Higher Education 17.
3. Debraj Ray (2009), Development Economics, OxfordUniversity Press, New Delhi.

Web Resources

1. [https://economicsconcepts.com/human_development_index_\(hdi\).htm](https://economicsconcepts.com/human_development_index_(hdi).htm)
2. <https://hdr.undp.org/data-center/human-development-index#/indicies/HDI>
3. <https://web.stanford.edu/~chadj/facts.pdf>

CO-PO Mapping (Course Articulation Matrix)

CO /PO	PSO1	PSO2	PSO3	PSO4	PSO5
CO1	3	3	3	2	3
CO2	3	3	3	2	3
CO3	3	3	3	3	3
CO4	3	3	3	3	3
CO5	3	3	3	2	3
Weightage	15	15	15	12	15
Weighted percentage of Course Contribution to Pos	3	3	3	2.4	3

Level of Correlation between PSO's and CO's

(Suggested by UGC as per Six Sigma Tool – Cause and Effect Matrix)

Assign the value

1 – Low 2 – Medium 3 – High 0 – No Correlation





ECONOMICS OF SOCIAL ISSUES

Credit : 3
Hours/week: 4
Medium of Instruction: English

COURSE CODE: 23KP4ECECEC6:1

Course Objectives

1. To understand the insights to the economic theory in the design and implementation of public policy related to the social sectors.
2. This course finds roots in social economics, health, education and the problem of discriminations in the society.

Course Outcomes (Cos):

Upon Completion of this course, the students will be able to

No	Course Outcomes	K-Levels
CO1	To define social economics and illustrate the role of the government in creating equality in human societies.	K1, K2
CO2	To explain and elaborate the concept of welfare economics with specific reference to healthcare.	K2, K6
CO3	To illustrate and discuss the importance of education in creating human capital; private and social demand for education.	K2, K6
CO4	To recall, classify and compare the various sources of social discrimination, causes and consequences of the same.	K1, K2
CO5	To examine, estimate and illustrate the several components of human development index and the importance of these indices on development of the social sector.	K4, K6

K₁ – Knowledge, K₂ - Understand, K₃ – Apply, K₄ – Analyse, K₅ – Evaluate, K₆ – Create.

Unit I: Introduction – Social Economics

Introduction of Social Economics: Definition – Equality in Human Societies – Role of government – Social security – Subsidies – Social banking – Refugees, Slavery and Beggary. - Principles of Social Doctrines: Marx, Pope and Gandhi.

Unit II: Economics of Health

Concept of Welfare Economics – Health dimensions – Determinants of Health - Demand and Supply of Health care – Financing of healthcare - Concept of human life value – Inequalities in health – Healthcare constraints.

Unit III: Economics of Education

Education as an instrument of economic growth – Concept of human capital – components of human capital – Private and Social demand for education – Educational planning and economic growth – Manpower requirements approach – Human resource mobilization and utilization.

Unit IV: Social Discrimination

Sources of Social Discrimination – Class, Caste, Religion, Race and language – Monopoly power - Consumerism – Provision of information – Economic crimes and their prevention – Violation of Human Rights – Terrorism: Causes and consequences – Need to control terrorism.

Unit V: Human Development Index

Indicators – Life expectancy, Per Capita income and Education - Index – HDI Reports, UNDP - Dimensions - Poverty – Inequality – Gender.

Text Books

1. SeetaPrabhu, K. Economic Reform and Social Sector Development, Sage Publications, New Delhi, 2012.
2. Dreze, Jean and AmartyaSen, Hunger and Public Action, Clarendon Press, London.1999

Reference Books

1. Baumol, W J, & Oates, W E, Theory of Economical Policy, Cambridge University Press, 2000.
2. Culyer, A.J., The Economics of Social Policy, Martin Robertson and Co. Ltd., London. 1993.
3. Douglass C. North and Roger Leroy Miller, The Economics of Public Issues, Harper & Row Press, New York. 2001.

Web Resources

1. <https://www.google.com/url?sa=t&rct=j&q=&esrc=s&source=web&cd=&cad=rja&uact=8&ved=2ahUKEwjI4KeSh>
2. <https://www.google.com/url?sa=t&rct=j&q=&esrc=s&source=web&cd=&cad=rja&uact=8&ved=2ahUKEwjI4KeSh->
3. <https://link.springer.com/content/pdf/bfm:978-1-349-15632-0/1.pdf>

CO-PO Mapping (Course Articulation Matrix)

CO / PO	PSO1	PSO2	PSO3	PSO4	PSO5	PSO6
CO1	3	3	3	3	3	3
CO2	3	3	3	3	3	3
CO3	3	3	3	3	3	2
CO4	3	3	3	3	3	3
CO5	3	3	3	3	3	3
Weightage	15	15	15	15	15	15
Weighted percentage of Course Contribution to Pos	3.0	3.0	3.0	3.0	3.0	3.0

Level of Correlation between PSO's and CO's

(Suggested by UGC as per Six Sigma Tool – Cause and Effect Matrix)

Assign the value

1 – Low 2 – Medium 3 – High 0 – No Correlation



HUMAN RESOURCES DEVELOPMENT

Credit : 3

COURSE CODE: 23KP4ECECEC6:2

Hours/week: 4

Medium of Instruction: English

Course Objectives:

- 1.To make the student understand acquire, develop, motivate, and utilize human resources to achieve organizational goals.
- 2.To enable students acquire knowledge on effective utilization of manpower and to maintain a harmonious employee-employer relationship among the work teams.

Course Outcomes (Cos):

Upon Completion of this course, the students will be able to

No.	Course Outcomes	K-Levels
CO1	To understand the outline of HRM and concepts therein.	K1, K2, K4
CO2	To know the approaches in acquiring the human talents.	K2, K4, K5
CO3	To analyze the trends in training and developing the manpower acquired.	K1, K3, K4
CO4	To identify the methods to improve the performance.	K1, K2, K4
CO5	To gain insight to motivate and retain the employees.	K3, K2, K5

K₁ – Knowledge, K₂ - Understand, K₃ – Apply, K₄ – Analyse, K₅ – Evaluate, K₆ – Create.

Unit I: Introduction to Human Resource Management (HRM)

Evolution of HRM - Objectives and Function of HRM - Role and Responsibilities of HR Manager - Relevance of HRM - Systems approach to HRM.

UnitII:Recruitment and Selection

Human Resource Planning: Purpose and Process - Recruitment and Selection: Source of Recruitment, Stages in Selection Process - Placement, Goals Analysis: Job Description and Job Specification.

UnitIII:Training and Development

Training and Development: Training Needs, Training Methods, Application of Computers in Training. Developing Effective Training Programmes - Concept of HRD - Management Development Programmes.

UnitIV:Performance Appraisal

Concept and Objectives of Performance Appraisal - Process of Performance Appraisal - Criteria for Performance Appraisal - Benefits of Performance Appraisal - Limitation and Constraints - 360 Degree Performance Appraisal - Promotion-Degree, Transfer Air Separation: Promotion, Purpose, Principles, and Types; Transfer: Reasons, Principles and Types; Separation: Lay-Off, Resignation, Dismissal, Retrenchment, Voluntary Retirement Scheme.



Unit V: Compensation Management

Compensation Management, Major Elements of Compensation Management - Incentives: Concepts, Types of Incentives; Incentives schemes in Indian Industries; Fringe Benefits - Discipline and Employees' Grievance Redressal - .Emerging Trends in HRM.

Text Books:

1. Dessler, Gray, and Biju Varkkey, (2009) Human Resource Management, 11ed., Pearson Education, New Delhi.
2. Aswathappa K (2017) , Human Resource Management: Text & Cases ,8th Edition,, Tata McGraw-Hill Education

Reference Books

1. Rao, V.S.P (2010), Human Resource Management-Text & Cases, Excel Books, New Delhi.
2. David S. Decenzo and Stephen P. Robbins (2006), Personnel & Human Resource Management, 3edition, Prentice-Hall of India, New Delhi.
3. Dwivedi, R.S. (200) A Textbook of Human Resource Management, Vikas Publications, New Delhi.

Web Resources:

1. <https://www.shrm.org/>
2. <https://workforce.com/>
3. <https://www.hrexaminer.com/>

CO-PO Mapping (Course Articulation Matrix)

CO /PO	PSO1	PSO2	PSO3	PSO4	PSO5	PSO6
CO1	3	3	3	2	3	3
CO2	3	3	3	2	3	3
CO3	3	3	3	2	3	3
CO4	2	3	2	3	3	3
CO5	2	3	2	3	2	3
Weightage	13	15	13	12	14	15
Weighted percentage of Course Contribution to Pos	2.6	3.0	2.6	2.4	2.8	3.0

Level of Correlation between PSO's and CO's

A (Suggested by UGC as per Six Sigma Tool – Cause and Effect Matrix)

Assign the value

1 – Low 2 – Medium 3 – High 0 – No Correlation



**ROLE OF MSMEs - PRACTICE OF
PUBLIC AND PRIVATE COMPANIES AND BANKING SYSTEMS**

Credit : 2

COURSE CODE: 23KP4ECSEC3:1

Hours/week: 4

Medium of Instruction: English

Course Objectives:

1. To enlight the students on various opportunities to start a small scale business and the understand the structure of MSMEs in India
2. To educate students about the schemes and policies in India for companies and banking

Course Outcomes (Cos):

Upon Completion of this course, the Students will be able

No.	Course Outcomes	K-Levels
CO1	To define MSME and to explain the history of it in India	K1,K2
CO2	To summarize and identify numerous schemes for MSMEs	K2,K3, K4
CO3	To analyze and illustrate the programs for women and economic backward	K2,K4
CO4	To know the functions of and discuss about MSME development Act	K4, K6
CO5	To evaluate and estimate the role of WTO in the functioning of MSMEs	K5,K6

Unit I: MSMEs in India

Concept of Entrepreneur and Entrepreneurship - Quality and Characteristics of Entrepreneurs - Overview and History of Entrepreneurship - Definition - Overview - History of SMEs in India - Performance(Role/Economic Indicators) - Production - Employment and Export Opportunities in MSMEs - Steps involved in setting up MSMEs.

Unit II: Programs Schemes and Services - I

Schemes Implemented by the ministry/through DC (MSME) Scheme - Scheme under XI Plan - Micro and Small Enterprise Cluster Development Program - Credit Linked Capital Subsidy Scheme for Technology Up gradation - Credit Guarantee Scheme - Assistance to Entrepreneurship Development Institutes. Programs and schemes of ministry of MSME Special Schemes for Backward area (State and UT to be considered backward and industrially backward Districts) Scheme on trade related entrepreneurship assistance and development (TREAD) for women Promotional Schemes for Women, Schemes Of NSIC, KVIC, COIR Board.

UNIT III: Programs, Schemes and Services - II

Programs and schemes of ministry of MSME - Special Schemes for Backward area (State and UT to be considered backward and industrially backward Districts) - Scheme on trade related entrepreneurship assistance and development (TREAD) for women - Promotional Schemes for Women - Schemes of NSIC,KVIC,COIR Board.



Unit IV: MSME Policies

Central Government Policies - SME and Export Promotion Policy - The MSME Development Act, 2006.

Unit V: Emerging Trends and Institutions Supporting MSME

Overview of World Trade Organization, Intellectual property rights, INSME - (International SME Network) - Bar Coding.

Text Books:

1. Vasant Desai, The Dynamics Of Entrepreneurial Development And Management, Himalaya Publishing House
2. Paul Burns and Jim Dewhurst, Small Business and Entrepreneurship, Palgrave Macmillan; 2nd edition

References:

1. Gupta C.B. and Srinivasan N.P., Entrepreneurship development in India, Sulthan Chand and Sons
2. Kamal Garg, Bharat's Handbook on MSMEs (Micro, Small and Medium Enterprises), Bharat Law House Pvt. Ltd.
3. Indian Institute of Banking and Finance, Micro, Small and Medium Enterprises (MSMEs), TAXMANN

Web Resources:

1. <https://msme.gov.in/public-procurement-policy>
2. https://www.wto.org/english/thewto_e/thewto_e.htm
3. http://coirboard.gov.in/?page_id=221

CO-PO Mapping (Course Articulation Matrix)

CO /PO	PSO1	PSO2	PSO3	PSO4	PSO5
CO1	3	3	3	3	3
CO2	3	3	3	3	3
CO3	3	3	3	3	3
CO4	3	3	3	3	3
CO5	3	3	3	3	3
Weightage	15	15	15	15	15
Weighted percentage of Course Contribution to Pos	3.0	3.0	3.0	3.0	3.0

Level of Correlation between PSO's and CO's

(Suggested by UGC as per Six Sigma Tool – Cause and Effect Matrix)

Assign the value

1 – Low 2 – Medium 3 – High 0 – No Correlation



**SKILL DEVELOPMENT OF TALLY
(Learning of Tally for Employability)**

Credit : 2
Hours/week: 4
Medium of Instruction: English

COURSE CODE: 23KP4ECSEC3:2

Course Objectives:

1. To understand the nature of a business organization.
2. To learn data maintenance for a business organization.



Course Outcomes (COs):

Upon Completion of this course, the Students will be able

S.No	Course Outcomes	K-Levels
CO1	Understand accounting and inventory Management	K ₁ , K ₂ , K ₄
CO2	Able to maintain Company data like Flexible purchase and Sales Management	K ₁ ,K ₂ , K ₃ ,K ₄
CO3	Develop skill in Inventory management	K ₁ ,K ₂ , K ₃ ,K ₄
CO4	Learn to create Banking Transactions and E- payment	K ₁ , K ₂ , K ₃ ,K ₄
CO5	Acquire knowledge about Accounting and Inventory Reports in Tally ERP	K ₁ ,K ₂ ,K ₃ ,K ₄

K₁ – Knowledge, K₂ - Understand, K₃ – Apply, K₄ – Analyse, K₅ – Evaluate, K₆ – Create.

Unit I: Simple Accounting Management

Pre-Defined accounting groups and flexible chart of accounting – Groups and Ledgers management – Multi Currency support – Post dated transactions

Unit II: Flexible purchase and Sales Management

GST complaint invoice – Multiple billing formats – Multiple price list and discount management – multiple mailing address – sales and purchase order processing

Unit III: Inventory Management

Physical stock Verification - Manufacture and expiry date management – Flexible unit of measurement – Job costing –Reorder level - Multiple stock valuations

Unit IV: Banking and Job work

Auto Configuration - Cheque book management – Auto Bank reconciliation – Post dated cheque management – E payment – Job Order and Work Processing

Unit V: Accounting and Financial Reports

Ledger reports – Cash/Bank Report – Bill receivable and payment – balance sheet – profit and loss A/C – Stock Summary – Stock Transfers – Order Summary

Text Books:

1. Tally.ERP 9 with GST in Simple Steps Paperback ,(2020) DT Editorial Services, India
2. Dr.NamrataAgrawal, Comdex Tally.ERP 9 Course Kit (2019), Dreamtech press , India

References:

1. Asok .K.Nadhani (2018), Tall. ERP 9 Training Guide, BPB Publications, India
2. Vikas Gupta (2018), Comdex Tally.ERP 9 Course Kit with GST and MS Excel, Dreamtechpress ,India
3. Shraddha Singh, Tally Erp 9, VandS Publishers

Web Resources:

1. <https://tallysolutions.com/learning-hub/>
2. <https://www.rivereastlibrary.org/Pages/Index/183493/tech-time-online-resources-with-tally>
3. https://www.tallysoft.com/wp-content/uploads/2017/07/TallyExplorer-Manual_v5.1.0.0.pdf

CO-PO Mapping (Course Articulation Matrix)

CO /PO	PSO1	PSO2	PSO3	PSO4	PSO5
CO1	3	3	3	3	3
CO2	3	3	3	3	3
CO3	3	3	3	3	3
CO4	3	3	3	3	3
CO5	3	3	3	3	3
Weightage	15	15	15	15	15
Weighted percentage of Course Contribution to Pos	3	3	3	3	3

Level of Correlation between PSO's and CO's

(Suggested by UGC as per Six Sigma Tool – Cause and Effect Matrix)

Assign the value

1 – Low 2 – Medium 3 – High 0 – No Correlation





ECONOMICS FOR COMPETITIVE EXAMINATION

COURSE CODE: 23KP4ECSEC3:3

Credit : 2

Hours/week: 4

Medium of Instruction: English

Course Objectives:

1. To enable the students to acquire knowledge related to various Economics concepts pertaining to Indian Economy.
2. To help the students to have reason and think Economics and apply it in real terms

Course Outcomes (Cos):

Upon Completion of this course, the Students will be able

No.	Course Outcomes	K-Levels
CO1	To explain and outline the concepts of Economic growth and development.	K1,K2
CO2	To explain and identify the problems of inclusion and poverty.	K2,K3
CO3	To interpret, develop and determine the economic indicators and features of Indian Economy.	K2,K3,K5
CO4	To illustrate and discuss the Agriculture and Industrial Sector.	K2,K6
CO5	To determine and estimate the Public Finance.	K5,K6

Unit I: Economics Growth and Development

The basic concept and definition of economy and economics – its uses and transfer of resources, distributive effects, macro and micro economic policy, micro-macro balance, the distributive impact of economic policies, development versus growth, determinant of growth and development, concepts such as HPI / MPI, HDI, PQLI, GEM, GDI / GII, TAI, Green index, sustainable development, India's ranking in the various indices.

Unit II: Inclusion and Poverty

Definition, relevance, types, financial inclusion, recent initiatives – Poverty – Definitions, causes, distribution – deprivation, income versus calories, measurement of poverty, the status of poverty, eradication programmes, poverty and resource policy, tribal rights and issues, livelihood mission.

UNIT III: Basic Economic Indicators and Features of Indian Economy

National Income – Concepts, Methods of calculation – Features of Indian Economy – Economic and Non-economic factors - Price Index, Production, Population, Foreign Trade – Division of economic activities – Human Development Reports.

Unit IV: Agriculture and Industry

Crops, Seasons, Agricultural Credit Agencies, Kisan Credit Agencies, Land Reforms, Insurance, Green, White, Blue, Yellow Revolutions, Irrigation – Industrial Policies (1948, 1956, 1991), Small Scale Industries, Industrial Sickness, Disinvestment, PSU Policy, Industrial Finance. – Labour Policies

Unit V: Public Finance

Fiscal Policy – Definition, Components, Receipts, Revenue and Capital Account, Tax Revenue, Expenditure, Budget - Finance Commission, Taxation, Deficit Financing, Public Spending and Debt. – Monetary Policy – Instruments – Current affairs in Economics

Text Books:

1. Puri V.K., Misra S.K., Indian Economy, Himalaya Publication House
2. Bhatia H.L., Public Finance, Vikas Publishing House

References:

1. Jhingan M.L., The Economics of Development and Planning, Vrinda Publications P Ltd
2. Koutsoyiannis A., Modern Microeconomics, Palgrave Macmillan U.K.
3. Gaurav Datt and Ashwani Mahajan, *Datt and Sundharam Indian Economy*, S Chand and Co Ltd

Web Resources:

1. <https://www.indiabudget.gov.in/>
2. <https://www.nabard.org/news-article.aspx?id=25andcid=552andNID=220>
3. <https://www.birmingham.ac.uk/news/2017/green-white-and-blue-why-india-needs-a-third-agricultural-revolution#:~:text=Agriculture%20is%20the%20backbone%20of,the%20world's%20largest%20milk%20producer.>

CO-PO Mapping (Course Articulation Matrix)

CO / PO	PSO1	PSO2	PSO3	PSO4	PSO5
CO1	3	3	3	3	3
CO2	3	3	3	3	3
CO3	3	3	3	3	3
CO4	3	3	3	3	3
CO5	3	3	3	3	3
Weightage	15	15	15	15	15
Weighted percentage of Course Contribution to Pos	3.0	3.0	3.0	3.0	3.0

Level of Correlation between PSO's and CO's

(Suggested by UGC as per Six Sigma Tool – Cause and Effect Matrix)

Assign the value

1 – Low 2 – Medium 3 – High 0 – No Correlation

